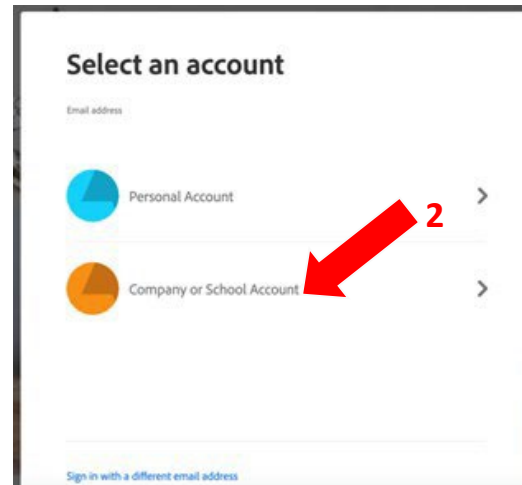
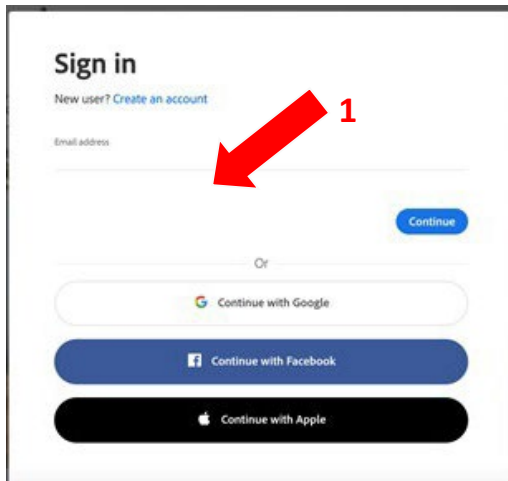


## WORK FROM HOME: ADOBE CREATIVE CLOUD

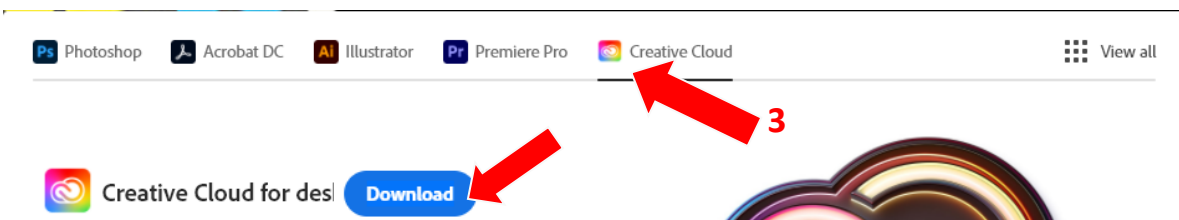
Grossmont College provides Adobe Creative Cloud home-use access to Full Time Faculty, Staff and Administrators. This will allow you to download supported Adobe applications to your personal device. Note that Adobe does not offer online “cloud” versions of any of their software.

If you are a part time or adjunct member of Faculty, Staff or Administrators and would like to request access (or need to request access for a student worker), please have your Supervisor/Dean contact Jacob Angelo: (619) 644-7512 / [Jacob.Angelo@gcccd.edu](mailto:Jacob.Angelo@gcccd.edu). Please Note that we are unable to provide home-use licenses to students at this time.

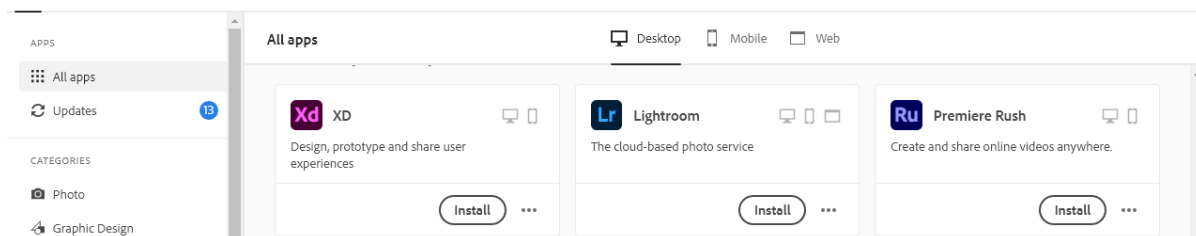
- 1) Visit <https://creativecloud.adobe.com> and use your @GCCCD email credentials to sign in.
- 2) If prompted, select **Company/ School/Enterprise** Account and then enter your password. Or provide your credentials in your school’s login screen. (DO NOT select Personal).



- 3) From the Creative Cloud website, browse for and download the Creative Cloud App



- 4) Install the Creative Cloud app on your computer
- 5) Sign in using your @GCCCD credentials and click on “install” next to the individual Apps.



For more information on how to download or install apps, see [Download and Install Creative Cloud](#)

Grossmont Helpdesk: (619) 644 – 7742 | [G-Helpdesk@gcccd.edu](mailto:G-Helpdesk@gcccd.edu)