



Participatory Governance Handbook Update





2

Our team

Cindy Emerson



Michele Martens



Liz Barrow



Wayne Branker



Agenda

Introduction

A

Timeline

B

Edits & Updates

C

Suggestions

D

Summary

E



Introduction

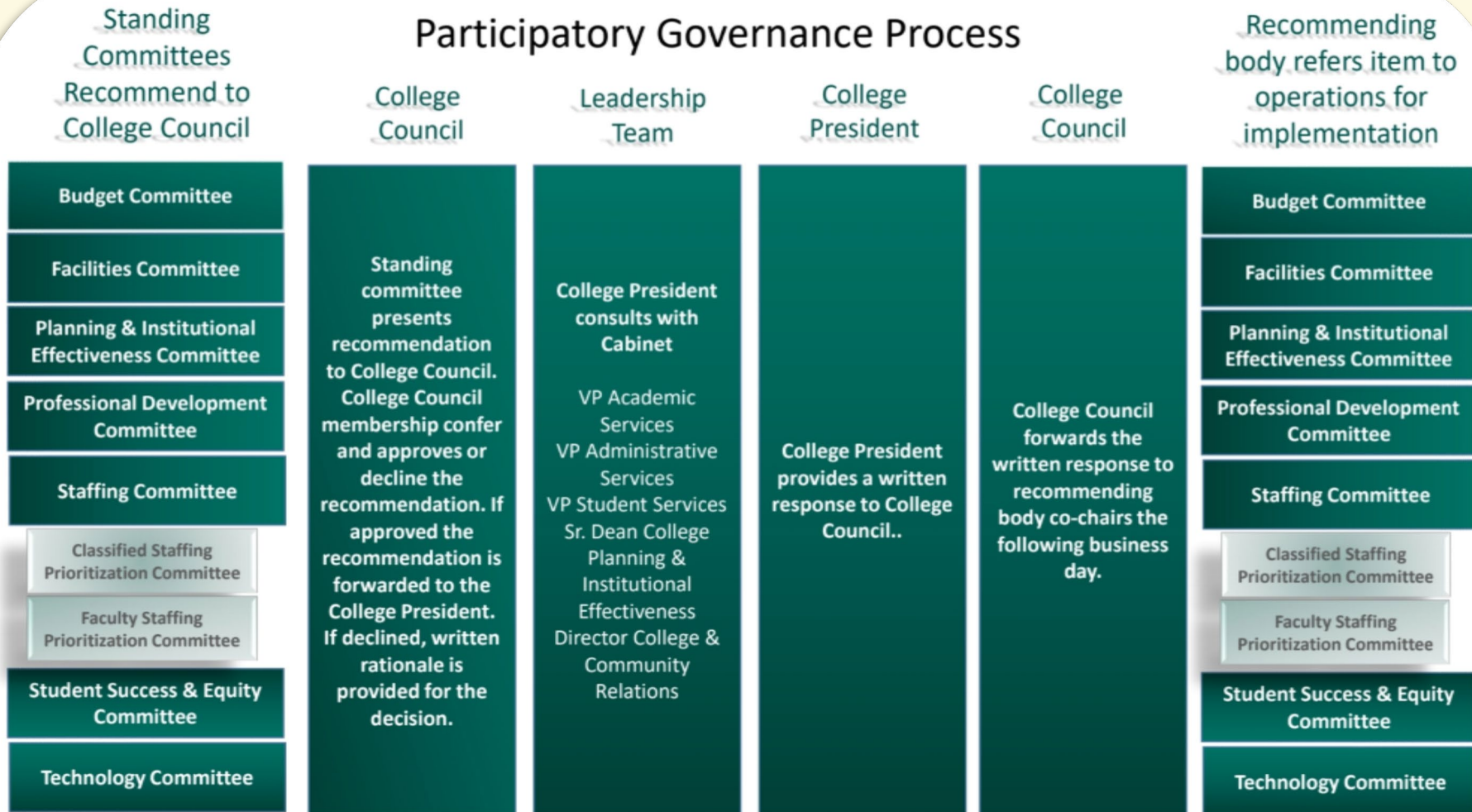
- **What was the purpose of the workgroup?**
- **How did we approach the assignment?**
- **Passion for the project**





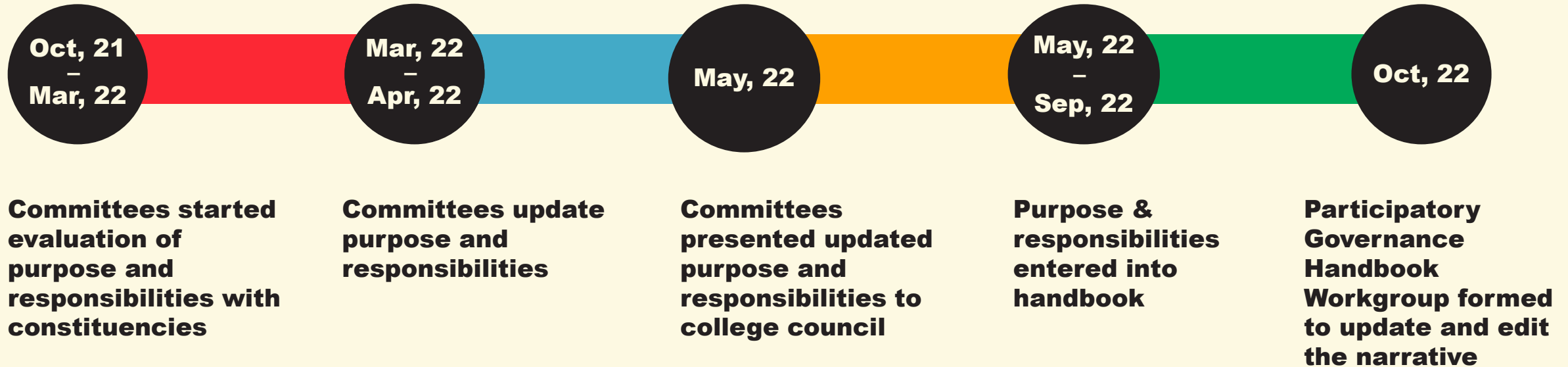
Introduction

Participatory Governance Process





Timeline





Edits & Updates

Takes
"rank" out
of the room!

Style Edits

- **Compiled submitted changes from committees**
- **Cleaned up spelling, grammar, punctuation**



Maybe have
some english
faculty review?

Value Driven Updates

- **Alphabetized the participatory governance committees**
- **Added duties, responsibilities, and expectations for College Council**





Meeting Schedules

Facilities Committee

Student Success and Equity

Budget Committee

Professional Development Committee

Planning and Institutional Effectiveness Committee

Technology Committee **College Council**

January 4

January 5

January 12

January 19

January 19

January 26

January 26

February 1

February 2

February 9

February 16

February 16

February 23

February 27

March 6

March 2

March 9

March 16

March 16

March 23

March 27

April 5

April 6

April 13

April 19

April 20

April 27

April 24

May 3

May 4

May 11

May 17

May 18

May 25

May 22

June 7

June 1

June 8

June 21

June 15

June 22

June 26

July

July 5

July 6

July 13

July 19

July 20

July 27

July 24

August

August 2

August 3

August 10

August 16

August 17

August 24

August 28

August 24

September

September 1

September 7

September 14

September 20

September 21

September 28

September 25

September 28

October

October 4

October 5

October 12

October 19

October 19

October 26

October 23

October 26

November

November 1

November 2

November 9

November 16

November 16

November 23

November 27

November 23

December

December 6

December 7

December 14


December 20

December 21

December 15

December 25

December 28





Suggestions

Training

Co-Chairs / Conveners

Constituency Representatives

Accountability

What are the metrics that guide this work?

Whose job is it to...?

Communication

How does information flow in and out of College Council?

Artifacts

What are the artifacts generated by governance work?

Process

What are the processes that enable strong governance work?



11

Our extended team



Marshall T. Fulbright
CONVENER



Eugene Choe
ASGC



Cindy Emerson
Classified Senate



Diana Barajas
Classified Senate



Michele Martens
Classified Senate



Elaine Adlam
Classified Senate



Barbara Gallego
Administrators' Association



Michael Copenhaver
Administrators' Association



Wayne Branker
Administrators' Association



12

Our extended team



Pearl Lopez

Academic Senate



Julio Soto

Academic Senate



Carmina Caballes

Academic Senate



Liz Barrow

Academic Senate



Colleen Parsons

Advisory



Judd Curran

Advisory



Marsha Gable

Proxy Convener



Denise Whisenhunt

President



Suggestions

Training

Accountability

Communication

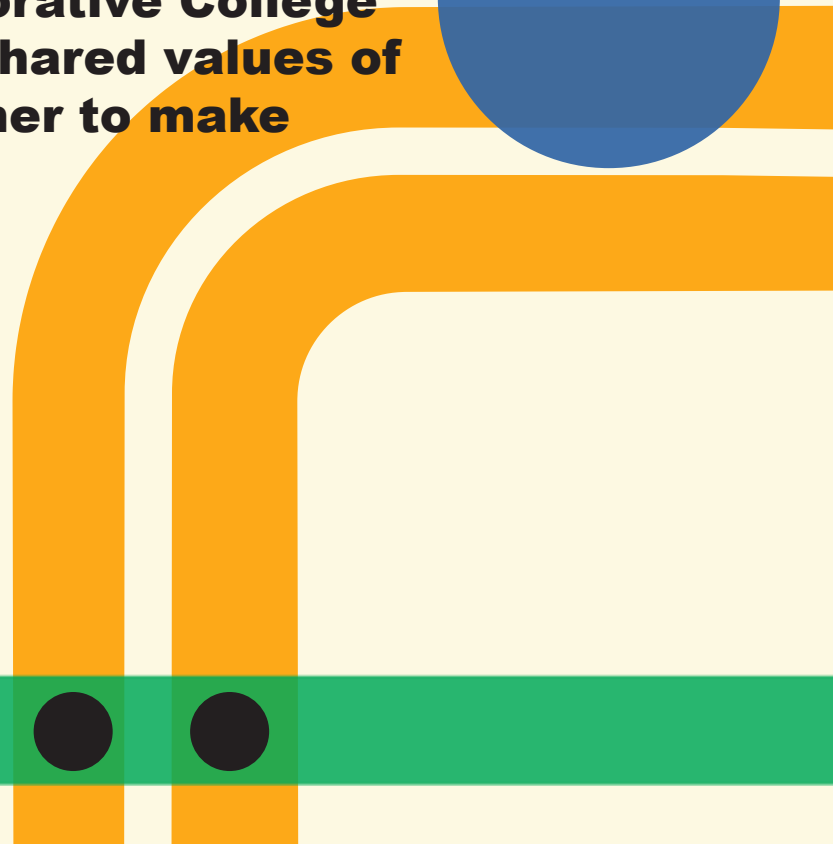
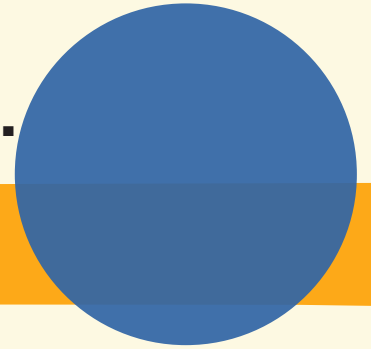
Artifacts

Process



Summary

It is crucial that we identify areas where we can improve, so we can work towards a more effective and inclusive participatory governance system. We must ensure that all stakeholders have a voice in the decision-making process. By working together, we can build a stronger and more collaborative College Council, and ensure that our governance system reflects our shared values of transparency, accountability, and inclusivity. Let's work together to make positive changes and build a better future for all. Thank you.



The image features a minimalist, abstract graphic design on a light cream background. On the left side, there are thick, rounded lines in red and orange. A vertical orange line runs down the left side, with two horizontal red lines crossing it from the left. A small black dot is located at the intersection of the orange line and the lower red line. On the right side, a vertical red line runs down, with a small black dot near the top and a large green circle at the bottom. The text 'Thank you' is centered in the middle of the page in a bold, black, sans-serif font.

**Thank
you**