

# Default Report

Grossmont Participatory Governance Survey for Technology Committee Members\_Fall 2020

September 10, 2021 9:37 AM PDT

## Q1 - Please identify your position at Grossmont College:

#	Field	Choice Count
1	Student	0.00% 0
2	Full-time faculty	42.86% 3
3	Part-time faculty	14.29% 1
4	Classified staff	14.29% 1
5	Administrator	28.57% 2
		7

Showing rows 1 - 6 of 6

Showing sample data...

## Q86 - How long have you served on this committee?

How long have you served on this committee?

---

~2 months

Since its inception.

2 months

year

1 year

15 years

1 year

## Q2 - How do you prepare for committee meetings?

How do you prepare for committee meetings?

---

I read the technology requests and the minutes. Sometimes I confer with with AS.

I read any pre-meetings messages, fill out rating sheets when asked.

I review agenda items prior to attending committee meetings

read agenda. read through and score proposals

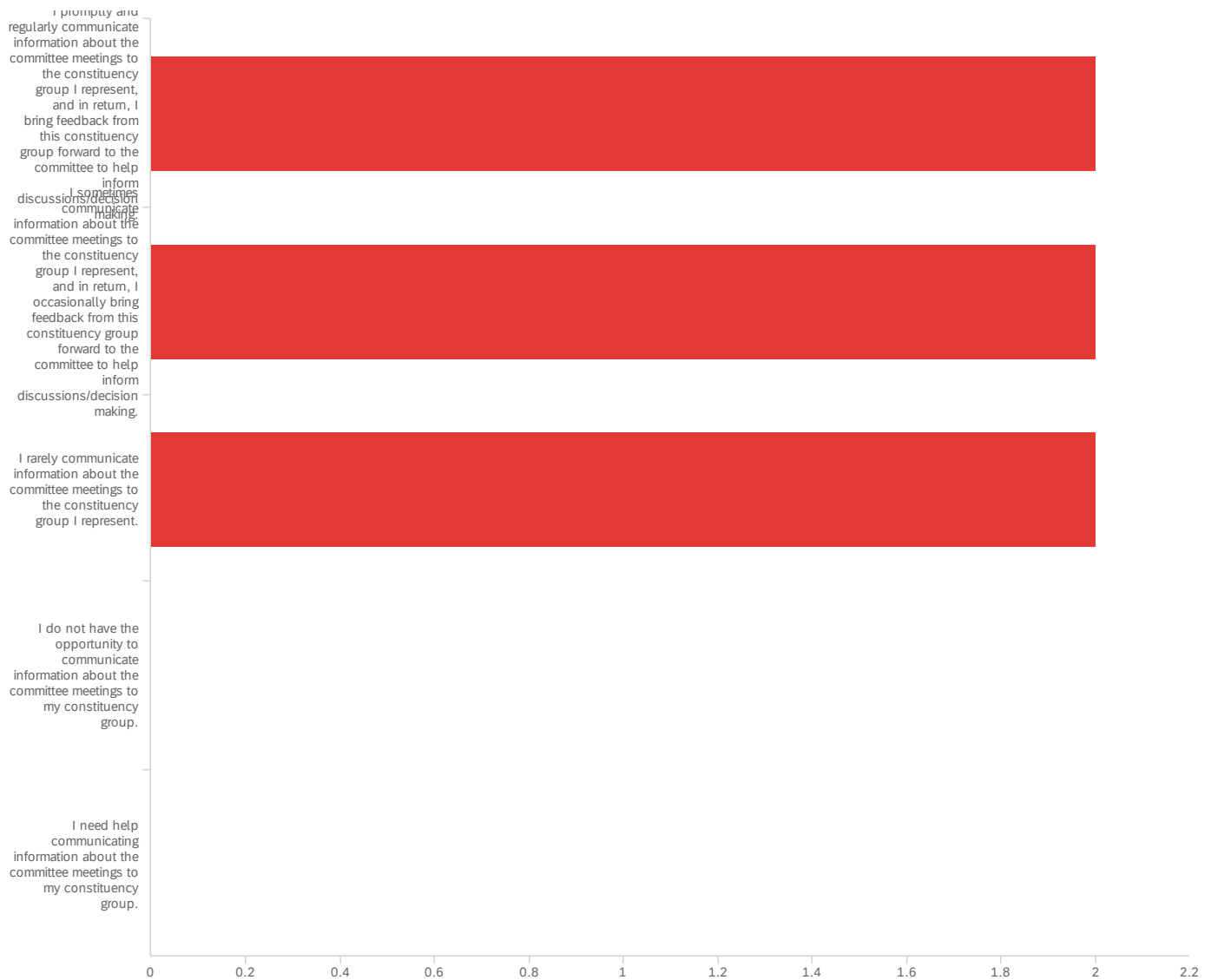
Read emails of what is needed

Read agenda and minutes

review meeting notes, score projects

### Q3 - Which sentence best reflects your level of participation while serving on this

participatory governance committee:



#	Field	Minimum	Maximum	Mean	Std Deviation	Variance	Count
1	Which sentence best reflects your level of participation while serving on this participatory governance committee:	1.00	3.00	2.00	0.82	0.67	6

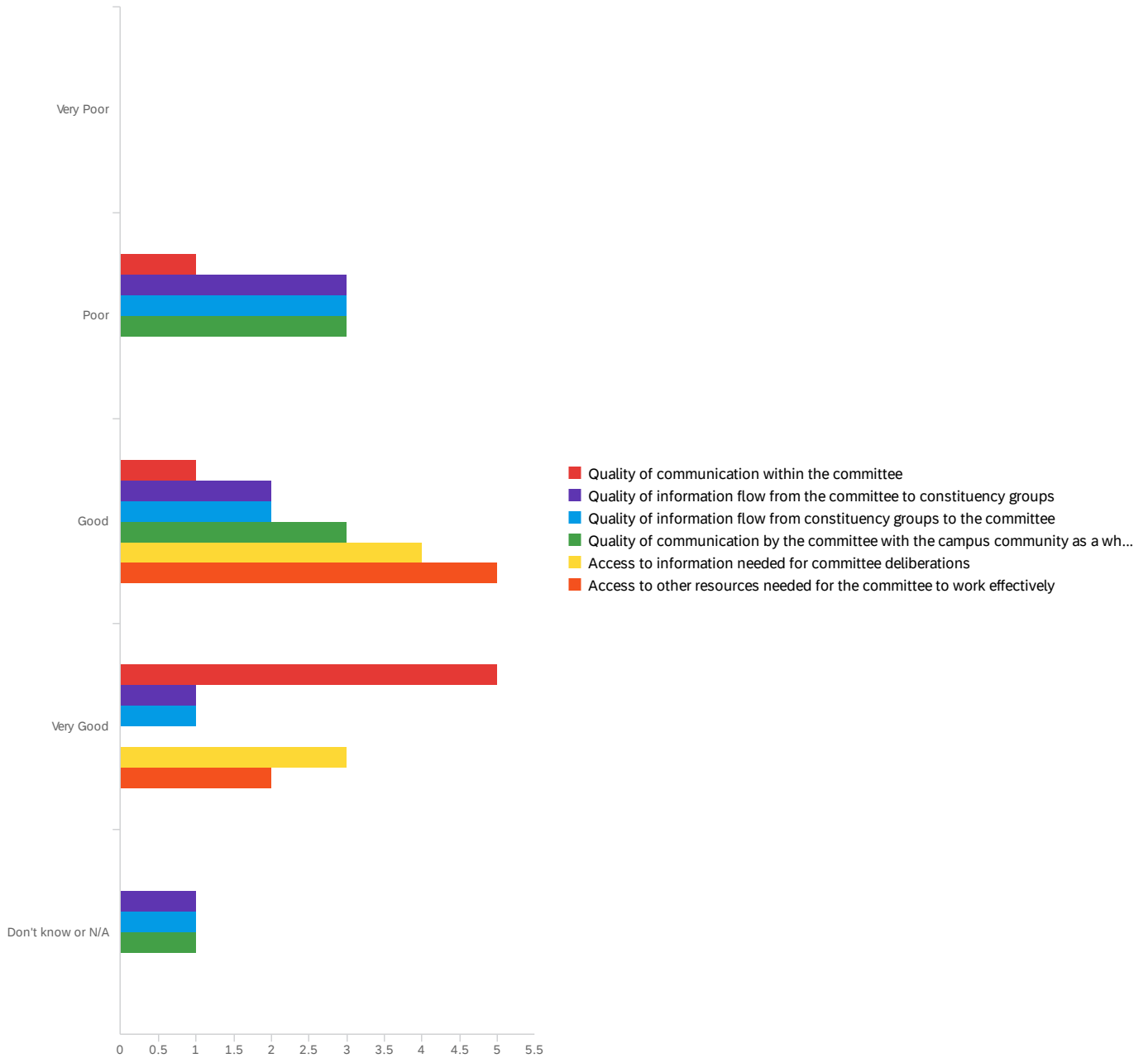
#	Field	Choice Count
1	I promptly and regularly communicate information about the committee meetings to the constituency group I represent, and in return, I bring feedback from this constituency group forward to the committee to help inform discussions/decision making.	33.33% 2

#	Field	Choice Count
2	I sometimes communicate information about the committee meetings to the constituency group I represent, and in return, I occasionally bring feedback from this constituency group forward to the committee to help inform discussions/decision making.	33.33% 2
3	I rarely communicate information about the committee meetings to the constituency group I represent.	33.33% 2
4	I do not have the opportunity to communicate information about the committee meetings to my constituency group.	0.00% 0
5	I need help communicating information about the committee meetings to my constituency group.	0.00% 0
		6

Showing rows 1 - 6 of 6

## Q4 - Please rate the quality of communication within this participatory governance

committee:



#	Field	Minimum	Maximum	Mean	Std Deviation	Variance	Count
1	Quality of communication within the committee	2.00	4.00	3.57	0.73	0.53	7
2	Quality of information flow from the committee to constituency groups	2.00	5.00	3.00	1.07	1.14	7

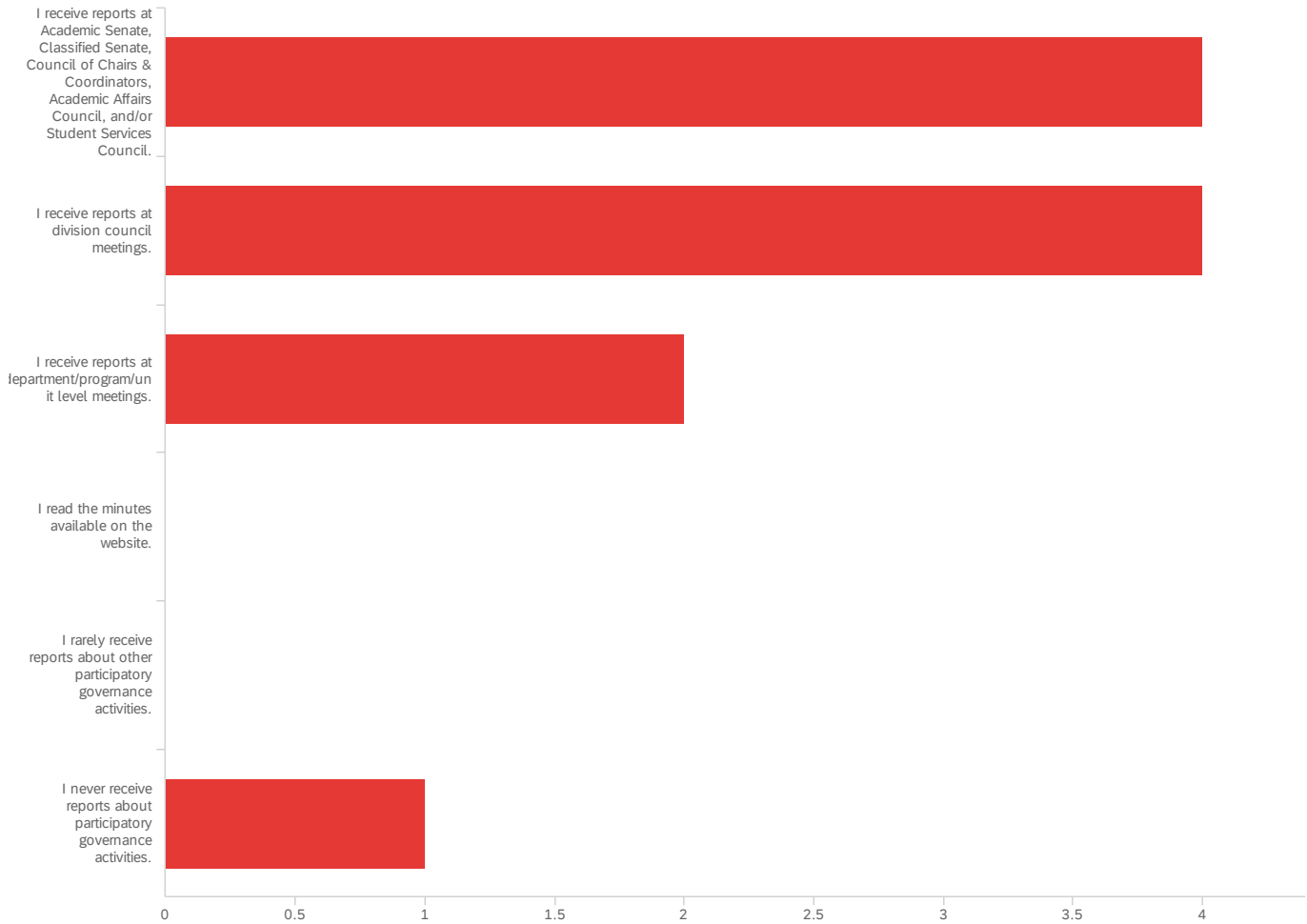
#	Field	Minimum	Maximum	Mean	Std Deviation	Variance	Count
3	Quality of information flow from constituency groups to the committee	2.00	5.00	3.00	1.07	1.14	7
4	Quality of communication by the committee with the campus community as a whole	2.00	5.00	2.86	0.99	0.98	7
5	Access to information needed for committee deliberations	3.00	4.00	3.43	0.49	0.24	7
6	Access to other resources needed for the committee to work effectively	3.00	4.00	3.29	0.45	0.20	7

#	Field	Very Poor	Poor	Good	Very Good	Don't know or N/A	Total
1	Quality of communication within the committee	0.00% 0	14.29% 1	14.29% 1	71.43% 5	0.00% 0	7
2	Quality of information flow from the committee to constituency groups	0.00% 0	42.86% 3	28.57% 2	14.29% 1	14.29% 1	7
3	Quality of information flow from constituency groups to the committee	0.00% 0	42.86% 3	28.57% 2	14.29% 1	14.29% 1	7
4	Quality of communication by the committee with the campus community as a whole	0.00% 0	42.86% 3	42.86% 3	0.00% 0	14.29% 1	7
5	Access to information needed for committee deliberations	0.00% 0	0.00% 0	57.14% 4	42.86% 3	0.00% 0	7
6	Access to other resources needed for the committee to work effectively	0.00% 0	0.00% 0	71.43% 5	28.57% 2	0.00% 0	7

Showing rows 1 - 6 of 6

Q5 - Please select the statement that best represents how you receive information about

the activities of other participatory governance committees (check all that apply):



#	Field	Choice Count
1	I receive reports at Academic Senate, Classified Senate, Council of Chairs & Coordinators, Academic Affairs Council, and/or Student Services Council.	36.36% 4
2	I receive reports at division council meetings.	36.36% 4
3	I receive reports at department/program/unit level meetings.	18.18% 2
4	I read the minutes available on the website.	0.00% 0
5	I rarely receive reports about other participatory governance activities.	0.00% 0
6	I never receive reports about participatory governance activities.	9.09% 1



## Q6 - Please rate how often this committee's processes, interactions, and outcomes

reflected each of the following characteristics:

#	Field	Never	Rarely	Sometimes	Almost Always	Don't Know or N/A	Total
1	COLLABORATIVE: Inclusive, open to input, respectful of diverse opinions, facilitated meaningful dialogue	0.00% 0	0.00% 0	0.00% 0	100.00% 7	0.00% 0	7
2	TRANSPARENT: Easy to access information and committee documentation; clearly defined roles, responsibilities, and processes; effective and meaningful communication with the Grossmont College community	0.00% 0	0.00% 0	28.57% 2	71.43% 5	0.00% 0	7
3	EVIDENCE-BASED: Incorporated relevant, accurate, complete, timely qualitative and/or quantitative data and information; decisions or recommendations not based solely on assertion, speculation, or personal anecdote	0.00% 0	0.00% 0	14.29% 1	85.71% 6	0.00% 0	7
4	EFFECTIVE: Made progress toward the committee's goals/intended results	0.00% 0	0.00% 0	57.14% 4	42.86% 3	0.00% 0	7
5	EFFICIENT: Made efficient use of members' time, expertise, skills, and effort; served the committee's specified purposes in the best possible manner	0.00% 0	0.00% 0	28.57% 2	71.43% 5	0.00% 0	7

Showing rows 1 - 5 of 5

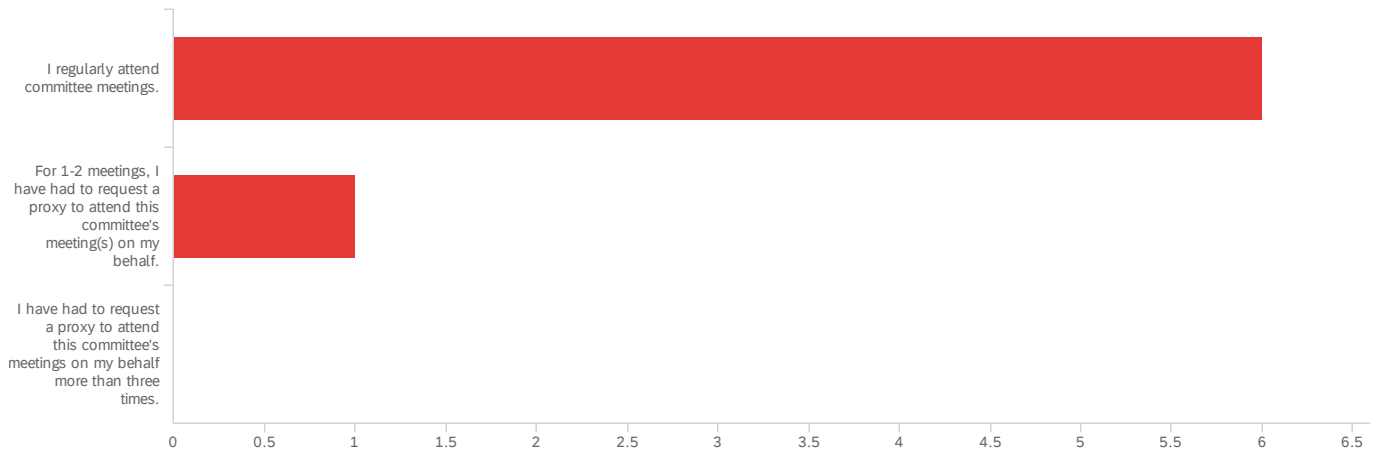
Q6 - Thinking about your service on this council during the 2018-19 academic year,

please indicate the extent to which you agree or disagree with the following statements:

#	Field	Strongly Disagree	Disagree	Agree	Strongly Agree	Don't Know or N/A	Total
1	I felt comfortable contributing ideas	0.00% 0	0.00% 0	42.86% 3	57.14% 4	0.00% 0	7
2	My ideas were treated with respect, whether or not others agreed with them	0.00% 0	0.00% 0	42.86% 3	57.14% 4	0.00% 0	7
3	I had sufficient opportunities to provide input into council recommendations	0.00% 0	0.00% 0	42.86% 3	42.86% 3	14.29% 1	7

Showing rows 1 - 3 of 3

## Q8 - How would you categorize your level of attendance:

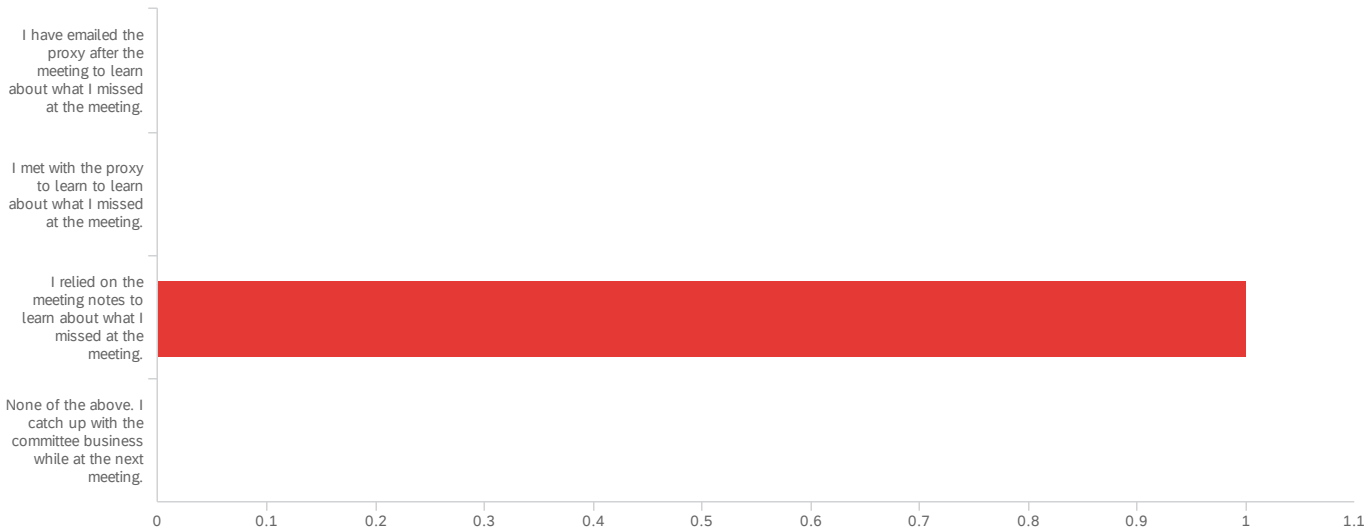


#	Field	Minimum	Maximum	Mean	Std Deviation	Variance	Count
1	How would you categorize your level of attendance:	1.00	2.00	1.14	0.35	0.12	7

#	Field	Choice Count
1	I regularly attend committee meetings.	85.71% 6
2	For 1-2 meetings, I have had to request a proxy to attend this committee's meeting(s) on my behalf.	14.29% 1
3	I have had to request a proxy to attend this committee's meetings on my behalf more than three times.	0.00% 0
		7

Showing rows 1 - 4 of 4

Q9 - If you have used a proxy to attend this committee's meetings on your behalf, how have you received information about the missed meeting?



#	Field	Minimum	Maximum	Mean	Std Deviation	Variance	Count
1	If you have used a proxy to attend this committee's meetings on your behalf, how have you received information about the missed meeting?	3.00	3.00	3.00	0.00	0.00	1

#	Field	Choice Count
1	I have emailed the proxy after the meeting to learn about what I missed at the meeting.	0.00% 0
2	I met with the proxy to learn to learn about what I missed at the meeting.	0.00% 0
3	I relied on the meeting notes to learn about what I missed at the meeting.	100.00% 1
4	None of the above. I catch up with the committee business while at the next meeting.	0.00% 0

1

Showing rows 1 - 5 of 5

## Q8 - Please rate your agreement with the following statements regarding this council

during the 2018-19 academic year:

#	Field	Strongly Disagree	Disagree	Agree	Strongly Agree	Don't Know or N/A	Total
1	Committee members clearly understood the mandate and charge of the committee	0.00% 0	14.29% 1	71.43% 5	14.29% 1	0.00% 0	7
2	Meetings were held at the regularly scheduled time	0.00% 0	0.00% 0	14.29% 1	85.71% 6	0.00% 0	7
3	Meeting agendas were available to members at the start of each committee meeting	0.00% 0	0.00% 0	14.29% 1	85.71% 6	0.00% 0	7
4	Draft minutes of prior meetings were available to members at the start of each committee meeting for approval	0.00% 0	0.00% 0	14.29% 1	85.71% 6	0.00% 0	7
5	The committee started on time (within 5 minutes of expected start time)	0.00% 0	0.00% 0	14.29% 1	85.71% 6	0.00% 0	7
6	The committee ended on time (within 5 minutes of expected end time)	0.00% 0	0.00% 0	14.29% 1	85.71% 6	0.00% 0	7
7	The length of the meetings was adequate to perform the work of the committee	0.00% 0	0.00% 0	14.29% 1	85.71% 6	0.00% 0	7
8	The chair(s) operated the committee effectively	0.00% 0	0.00% 0	14.29% 1	85.71% 6	0.00% 0	7

Showing rows 1 - 8 of 8

Q9 - Based on your experience on the council this academic year, please describe how the council's work could be improved.

Based on your experience on the committee, please describe how the committe...

---

I feel that the precise role of this committee is still being defined. It's something we talk about at the meetings and I'm glad I have input on this subject, but I still don't fully understand how it fits into the overall governance structure. We should make it a priority to iron out these issues.

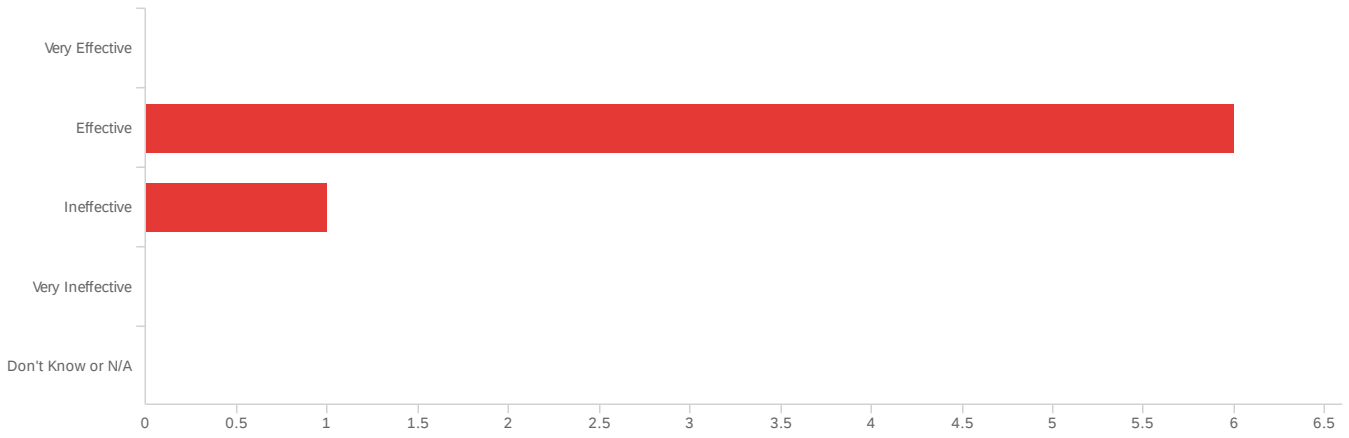
I think we could have a more clearly defined process for departments to submit technology requests to the committee.

I've only had the opportunity to sit in 2 meetings. So, it would be hard for me to provide input.

Don't have the authority to do anything nor have the power to make those that do things do what needs to be done.

Committee should begin to discuss and review the list of tech projects from IT that encompasses all projects. Committee then can begin to help with a campus based prioritization of these projects

Q12 - Please rate your opinion on the overall effectiveness of our participatory governance structure.



#	Field	Minimum	Maximum	Mean	Std Deviation	Variance	Count
1	Please rate your opinion on the overall effectiveness of our participatory governance structure.	2.00	3.00	2.14	0.35	0.12	7

#	Field	Choice Count
1	Very Effective	0.00% 0
2	Effective	85.71% 6
3	Ineffective	14.29% 1
4	Very Ineffective	0.00% 0
5	Don't Know or N/A	0.00% 0
		7

Showing rows 1 - 6 of 6

Q13 - Please briefly explain why you chose the response you did in the previous question.

Please briefly explain why you chose the response you did in the previous q...

---

The recommendations we make are generally carried out by council.

I think the current structure includes a variety of voices and campus statekeholders.

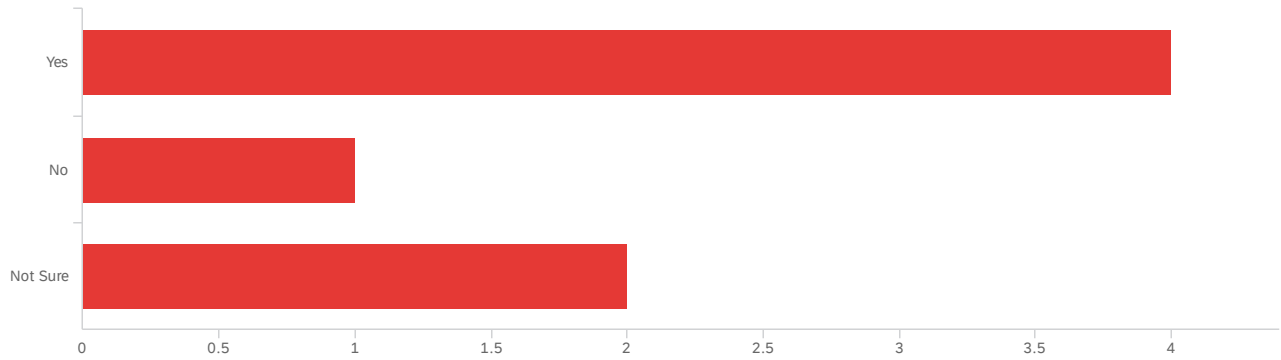
This gives employees at Grossmont a voice to share with administration.

nothing seems to ever get done.

The structures are still finding their way with the impact of COVID and staffing turnover



Q14 - Would offering professional development directed at your role (ex. co-chair, constituency representative, member of a specific committee, etc.) in the governance process be beneficial?



#	Field	Minimum	Maximum	Mean	Std Deviation	Variance	Count
1	Would offering professional development directed at your role (ex. co-chair, constituency representative, member of a specific committee, etc.) in the governance process be beneficial?	1.00	3.00	1.71	0.88	0.78	7

#	Field	Choice Count
1	Yes	57.14% 4
2	No	14.29% 1
3	Not Sure	28.57% 2
		7

Showing rows 1 - 4 of 4

**End of Report**

