

Default Report

Grossmont Participatory Governance Survey for College Council Members_Fall 2020

November 12th 2020, 2:24 pm PST

Q1 - Please identify your position at Grossmont College:

#	Answer	%	Count
1	Student	25.00%	2
2	Full-time faculty	25.00%	2
3	Part-time faculty	0.00%	0
4	Classified staff	37.50%	3
5	Administrator	12.50%	1
	Total	100%	8

Q86 - How long have you served on college council?

How long have you served on college council?

One year

2 months

1.5 years

2

Since it began

1 year

2 semesters

I have been to two meetings

Q2 - How do you prepare for council meetings?

How do you prepare for council meetings?

Review agenda & discuss with constituents when necessary

Read the agenda that is sent to the council, along with any College Council Recommendation Forms attached

read through the agenda and the previous council meetings, as well as any other documents sent with the agenda

reading minutes and agenda items or any other materials needed for the meeting

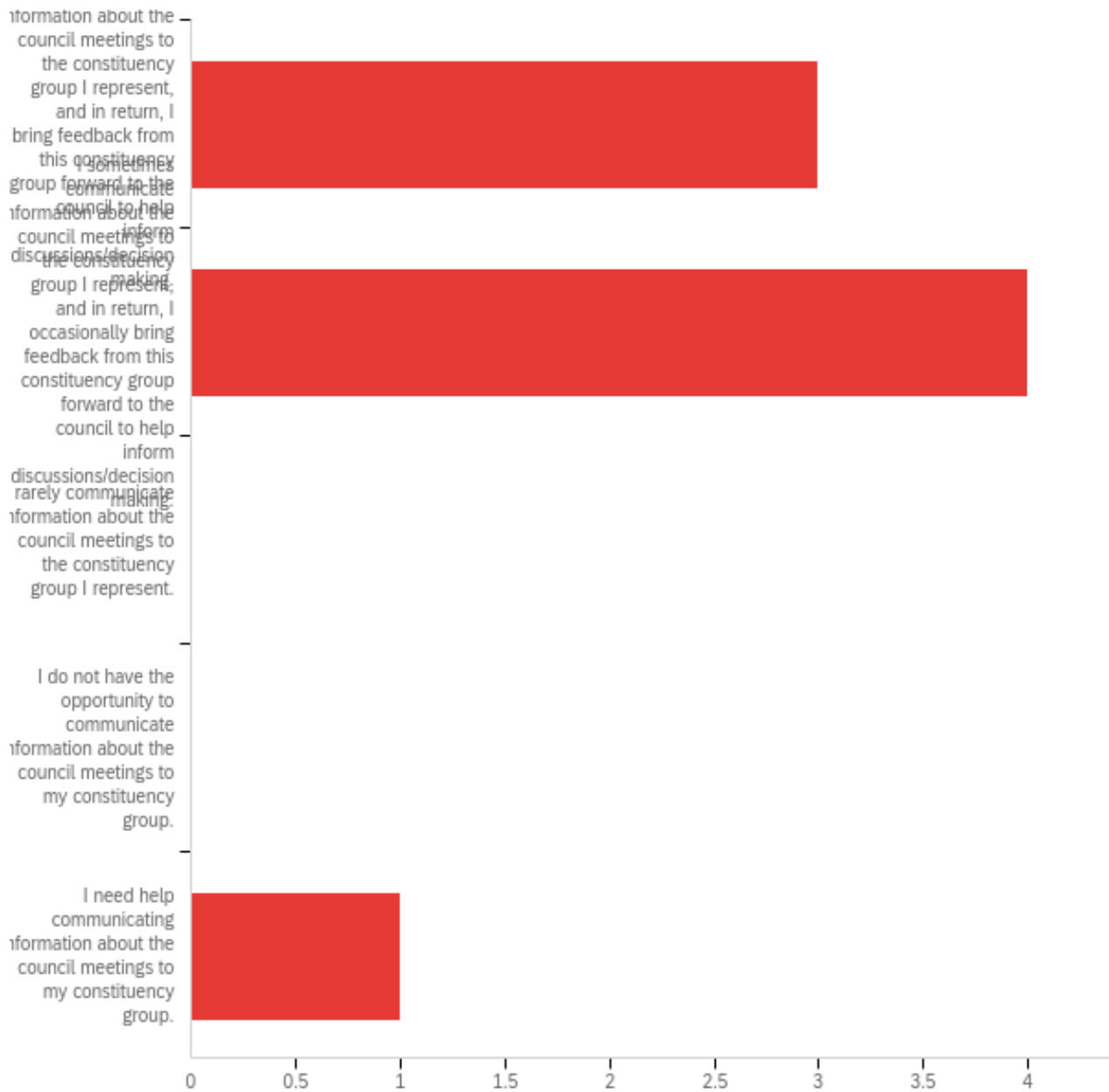
look over the last minutes and the upcoming agenda

reading past minutes

reading the agenda and going over the minutes as well as any documents attached that may be provided

Review the agenda and minutes from the prior meeting.

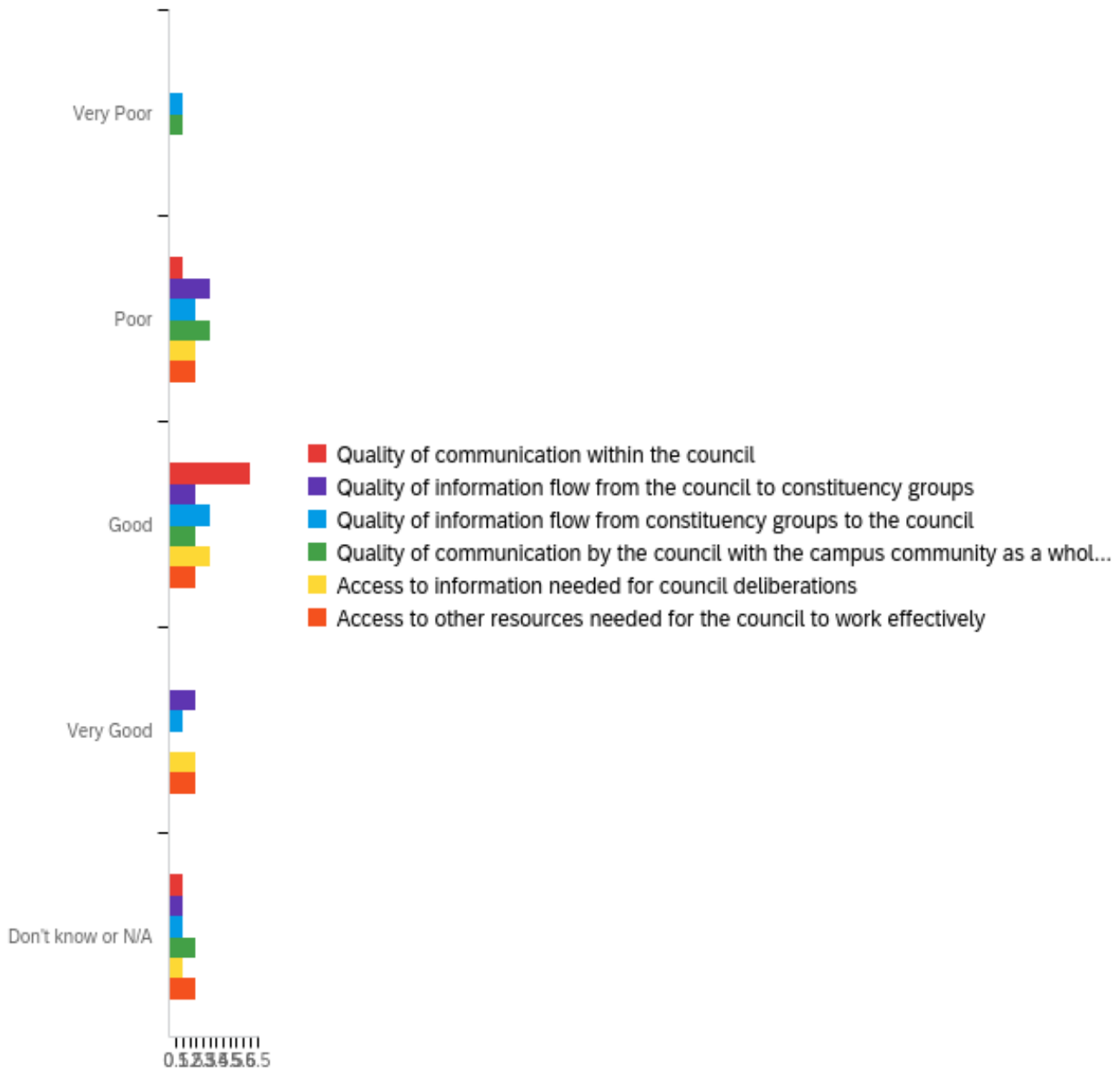
Q3 - Which sentence best reflects your level of participation while serving on this participatory governance committee:



#	Field	Minimum	Maximum	Mean	Std Deviation	Variance	Count
1	Which sentence best reflects your level of participation while serving on this participatory governance committee:	1.00	5.00	2.00	1.22	1.50	8

#	Answer	%	Count
1	I promptly and regularly communicate information about the council meetings to the constituency group I represent, and in return, I bring feedback from this constituency group forward to the council to help inform discussions/decision making.	37.50%	3
2	I sometimes communicate information about the council meetings to the constituency group I represent, and in return, I occasionally bring feedback from this constituency group forward to the council to help inform discussions/decision making.	50.00%	4
3	I rarely communicate information about the council meetings to the constituency group I represent.	0.00%	0
4	I do not have the opportunity to communicate information about the council meetings to my constituency group.	0.00%	0
5	I need help communicating information about the council meetings to my constituency group.	12.50%	1
	Total	100%	8

Q4 - Please rate the quality of communication within this participatory governance committee:

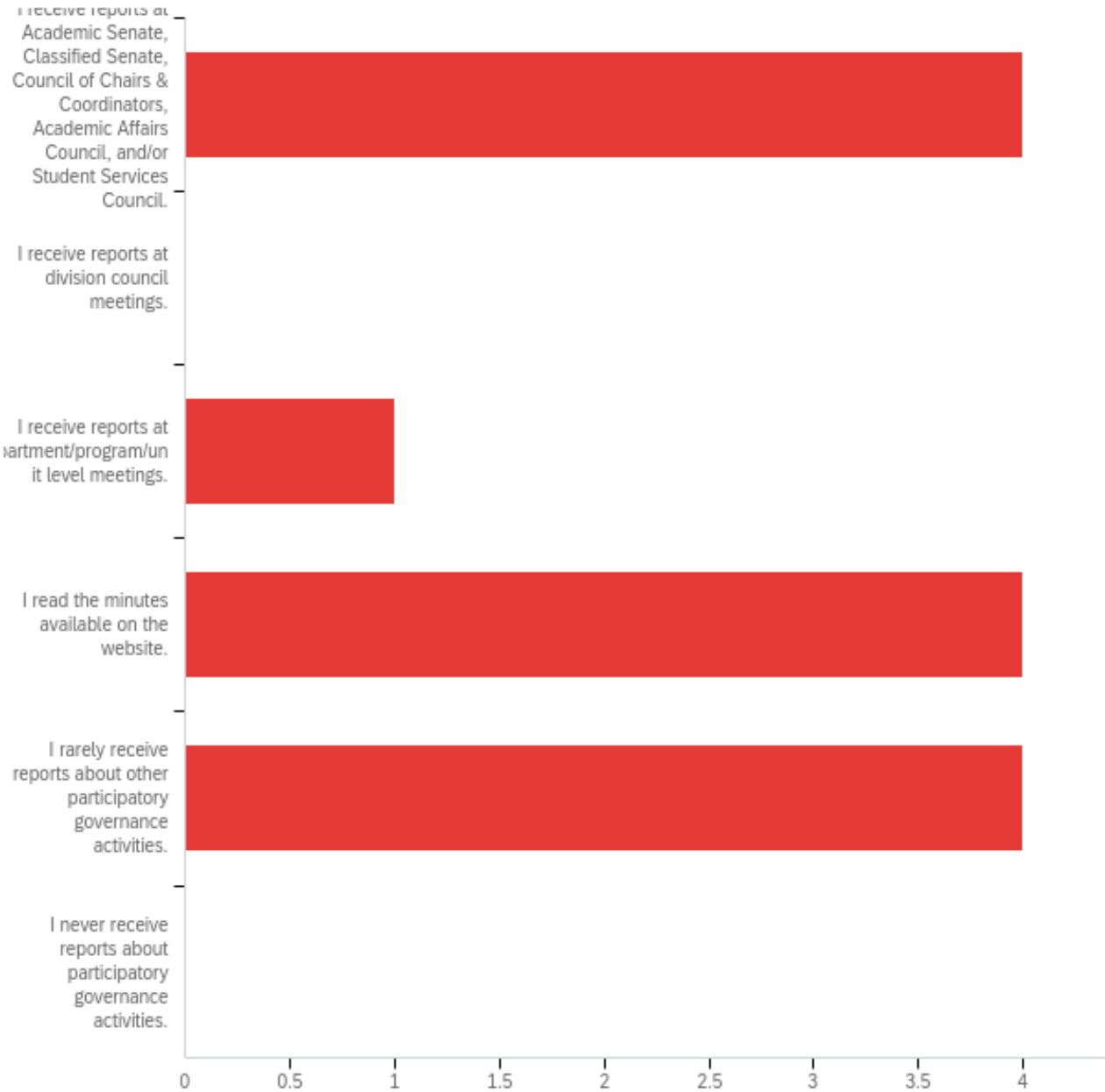


#	Field	Minimum	Maximum	Mean	Std Deviation	Variance	Count
1	Quality of communication within the council	2.00	5.00	3.13	0.78	0.61	8
2	Quality of information flow from the council to constituency groups	2.00	5.00	3.13	1.05	1.11	8
3	Quality of information flow from constituency groups to the council	1.00	5.00	2.88	1.17	1.36	8
4	Quality of communication by the council with the campus community as a whole	1.00	5.00	2.88	1.36	1.86	8

5	Access to information needed for council deliberations	2.00	5.00	3.25	0.97	0.94	8
6	Access to other resources needed for the council to work effectively	2.00	5.00	3.50	1.12	1.25	8

#	Question	Very Poor	Poor	Good	Very Good	Don't know or N/A	Total					
1	Quality of communication within the council	0.00%	0	12.50%	1	75.00%	6	0.00%	0	12.50%	1	8
2	Quality of information flow from the council to constituency groups	0.00%	0	37.50%	3	25.00%	2	25.00%	2	12.50%	1	8
3	Quality of information flow from constituency groups to the council	12.50%	1	25.00%	2	37.50%	3	12.50%	1	12.50%	1	8
4	Quality of communication by the council with the campus community as a whole	12.50%	1	37.50%	3	25.00%	2	0.00%	0	25.00%	2	8
5	Access to information needed for council deliberations	0.00%	0	25.00%	2	37.50%	3	25.00%	2	12.50%	1	8
6	Access to other resources needed for the council to work effectively	0.00%	0	25.00%	2	25.00%	2	25.00%	2	25.00%	2	8

Q5 - Please select the statement that best represents how you receive information about the activities of other participatory governance committees (check all that apply):



#	Answer	%	Count
1	I receive reports at Academic Senate, Classified Senate, Council of Chairs & Coordinators, Academic Affairs Council, and/or Student Services Council.	30.77%	4
2	I receive reports at division council meetings.	0.00%	0
3	I receive reports at department/program/unit level meetings.	7.69%	1
4	I read the minutes available on the website.	30.77%	4

5	I rarely receive reports about other participatory governance activities.	30.77%	4
6	I never receive reports about participatory governance activities.	0.00%	0
	Total	100%	13

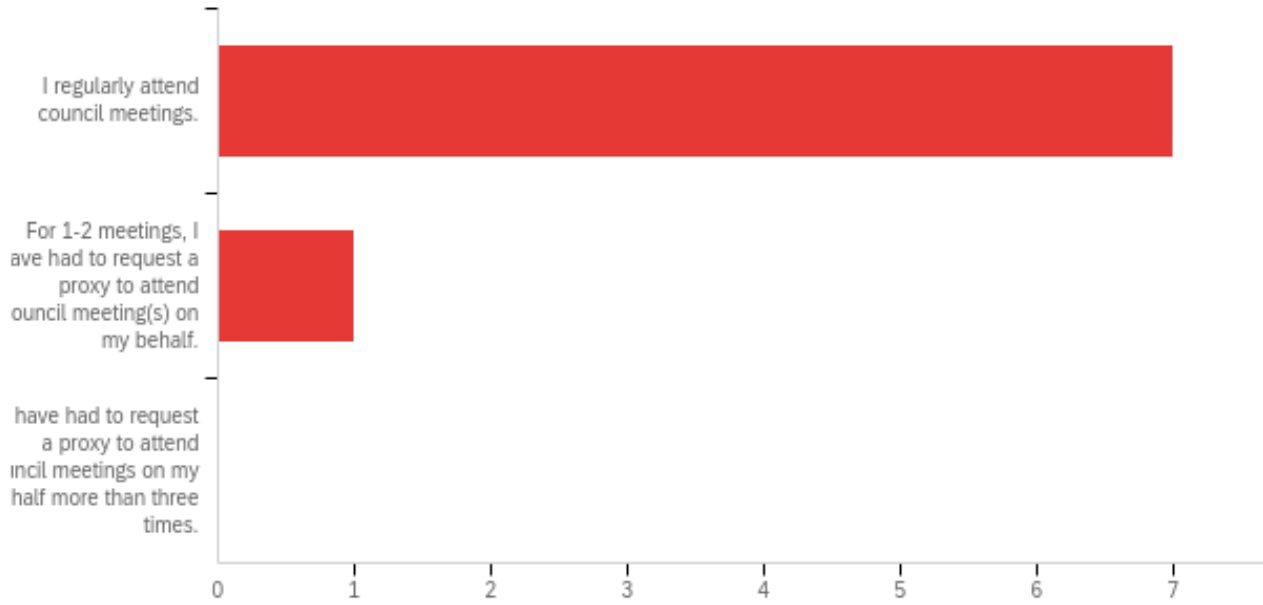
Q6 - Please rate how often this council's processes, interactions, and outcomes reflected each of the following characteristics:

#	Question	Never		Rarely		Sometimes		Almost Always		Don't Know or N/A		Total
1	COLLABORATIVE: Inclusive, open to input, respectful of diverse opinions, facilitated meaningful dialogue	0.00%	0	0.00%	0	42.86%	3	57.14%	4	0.00%	0	7
2	TRANSPARENT: Easy to access information and council documentation; clearly defined roles, responsibilities, and processes; effective and meaningful communication with the Grossmont College community	0.00%	0	14.29%	1	57.14%	4	28.57%	2	0.00%	0	7
3	EVIDENCE-BASED: Incorporated relevant, accurate, complete, timely qualitative and/or quantitative data and information; decisions or recommendations not based solely on assertion, speculation, or personal anecdote	0.00%	0	0.00%	0	57.14%	4	42.86%	3	0.00%	0	7
4	EFFECTIVE: Made progress toward the council's goals/intended results	0.00%	0	14.29%	1	57.14%	4	28.57%	2	0.00%	0	7
5	EFFICIENT: Made efficient use of members' time, expertise, skills, and effort; served the council's specified purposes in the best possible manner	0.00%	0	28.57%	2	42.86%	3	28.57%	2	0.00%	0	7

Q6 - Thinking about your service on this council during the 2018-19 academic year, please indicate the extent to which you agree or disagree with the following statements:

#	Question	Strongly Disagree		Disagree		Agree		Strongly Agree		Don't Know or N/A		Total
1	I felt comfortable contributing ideas	0.00%	0	12.50%	1	50.00%	4	37.50%	3	0.00%	0	8
2	My ideas were treated with respect, whether or not others agreed with them	0.00%	0	37.50%	3	37.50%	3	25.00%	2	0.00%	0	8
3	I had sufficient opportunities to provide input into council recommendations	0.00%	0	0.00%	0	37.50%	3	50.00%	4	12.50%	1	8

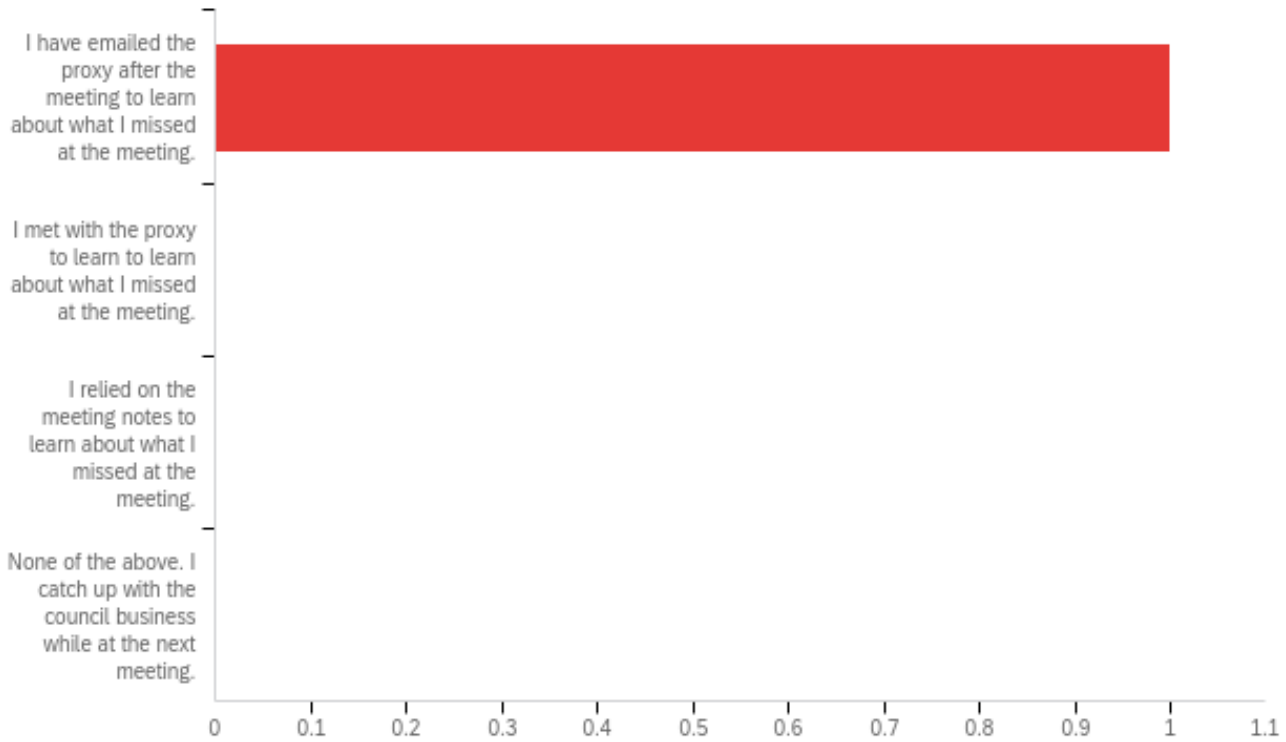
Q8 - How would you categorize your level of attendance:



#	Field	Minimum	Maximum	Mean	Std Deviation	Variance	Count
1	How would you categorize your level of attendance:	1.00	2.00	1.13	0.33	0.11	8

#	Answer	%	Count
1	I regularly attend council meetings.	87.50%	7
2	For 1-2 meetings, I have had to request a proxy to attend council meeting(s) on my behalf.	12.50%	1
3	I have had to request a proxy to attend council meetings on my behalf more than three times.	0.00%	0
	Total	100%	8

Q9 - If you have used a proxy to attend council meetings on your behalf, how have you received information about the missed meeting?



#	Field	Minimum	Maximum	Mean	Std Deviation	Variance	Count
1	If you have used a proxy to attend council meetings on your behalf, how have you received information about the missed meeting?	1.00	1.00	1.00	0.00	0.00	1

#	Answer	%	Count
1	I have emailed the proxy after the meeting to learn about what I missed at the meeting.	100.00%	1
2	I met with the proxy to learn to learn about what I missed at the meeting.	0.00%	0
3	I relied on the meeting notes to learn about what I missed at the meeting.	0.00%	0
4	None of the above. I catch up with the council business while at the next meeting.	0.00%	0
	Total	100%	1

Q8 - Please rate your agreement with the following statements regarding this council during the 2018-19 academic year:

#	Question	Strongly Disagree		Disagree		Agree		Strongly Agree		Don't Know or N/A		Total
1	Council members clearly understood the mandate and charge of college council	12.50%	1	25.00%	2	25.00%	2	12.50%	1	25.00%	2	8
2	Meetings were held at the regularly scheduled time	0.00%	0	0.00%	0	50.00%	4	50.00%	4	0.00%	0	8
3	Meeting agendas were available to members at the start of each council meeting	0.00%	0	0.00%	0	37.50%	3	50.00%	4	12.50%	1	8
4	Draft minutes of prior meetings were available to members at the start of each council meeting for approval	0.00%	0	12.50%	1	62.50%	5	25.00%	2	0.00%	0	8
5	The council started on time (within 5 minutes of expected start time)	0.00%	0	0.00%	0	62.50%	5	37.50%	3	0.00%	0	8
6	The council ended on time (within 5 minutes of expected end time)	0.00%	0	0.00%	0	62.50%	5	37.50%	3	0.00%	0	8
7	The length of the meetings was adequate to perform the work of the council	0.00%	0	12.50%	1	50.00%	4	37.50%	3	0.00%	0	8
8	The chair(s) operated the council effectively	0.00%	0	25.00%	2	25.00%	2	37.50%	3	12.50%	1	8

Q9 - Based on your experience on the council this academic year, please describe how the council's work could be improved.

Based on your experience on college council, please describe how the council's work could be improved.

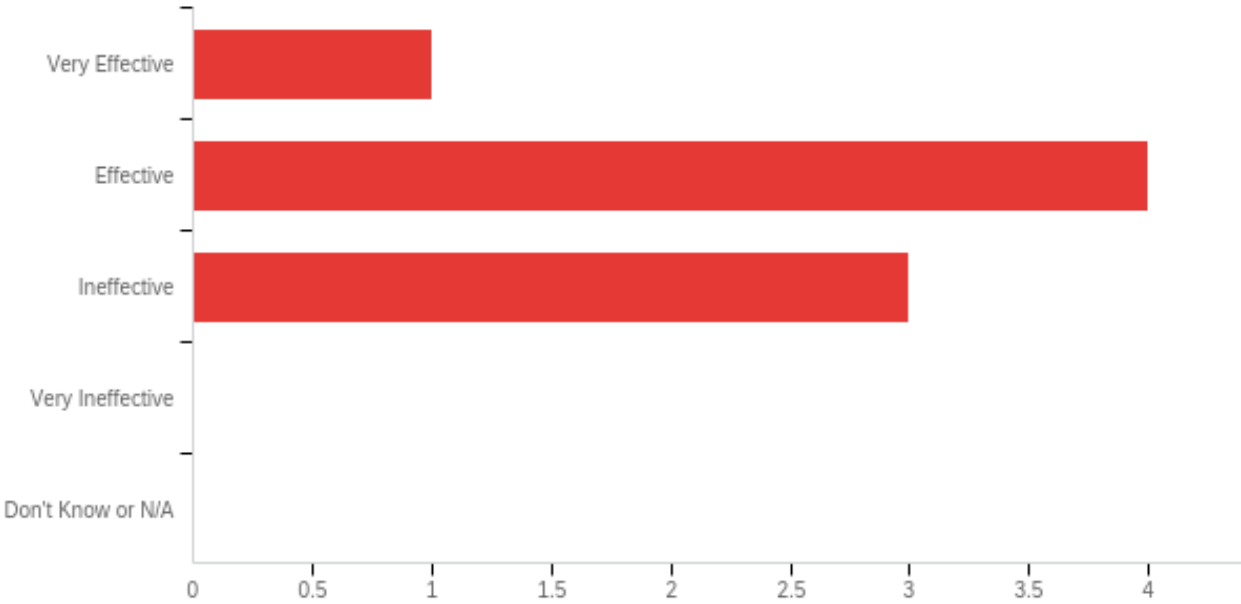
the meeting agendas and minutes should be posted to the website. Nothing has been posted since May. This lacks transparency and violates the spirit of participatory governance. The council has not made any substantive decisions/recommendations since its inception and largely serves as a rubber stamp for recommendations made by other committees.

College Council has shown improvement in many areas since Bill McGreevy became the Convenor. I also believe that the governance structure as a whole needs some fine-tuning as many participants do not understand how information flows within and between the committees. We could all use some additional training in this area. For example, when a body such as the Technology Committee recommends the purchase and implementation a new program or piece of hardware, is the Budget Committee tasked with finding the funding to support such a purchase? If not, which body does? And, how do the various constituency groups receive information and updates from their members? Recently the faculty declined to address a motion brought to College Council from the Technology Committee because this was the first time they were made aware of this request. However, the Classified members had communicated the proposed motion to their constituents and the motion was agreed upon by Classified. This is definitely an area that needs improvement.

build trust, cohesion, transparency in communication and focus more energy to build cohesion rather than competition among bargaining units.

Communicating more of the information discussed in the college council to students rather than just the student government

Q12 - Please rate your opinion on the overall effectiveness of our participatory governance structure.



#	Field	Minimum	Maximum	Mean	Std Deviation	Variance	Count
1	Please rate your opinion on the overall effectiveness of our participatory governance structure.	1.00	3.00	2.25	0.66	0.44	8

#	Answer	%	Count
1	Very Effective	12.50%	1
2	Effective	50.00%	4
3	Ineffective	37.50%	3
4	Very Ineffective	0.00%	0
5	Don't Know or N/A	0.00%	0
	Total	100%	8

Q13 - Please briefly explain why you chose the response you did in the previous question.

Please briefly explain why you chose the response you did in the previous question.

Students leaders, especially now are spread thin. Making it difficult to attend all the committees.

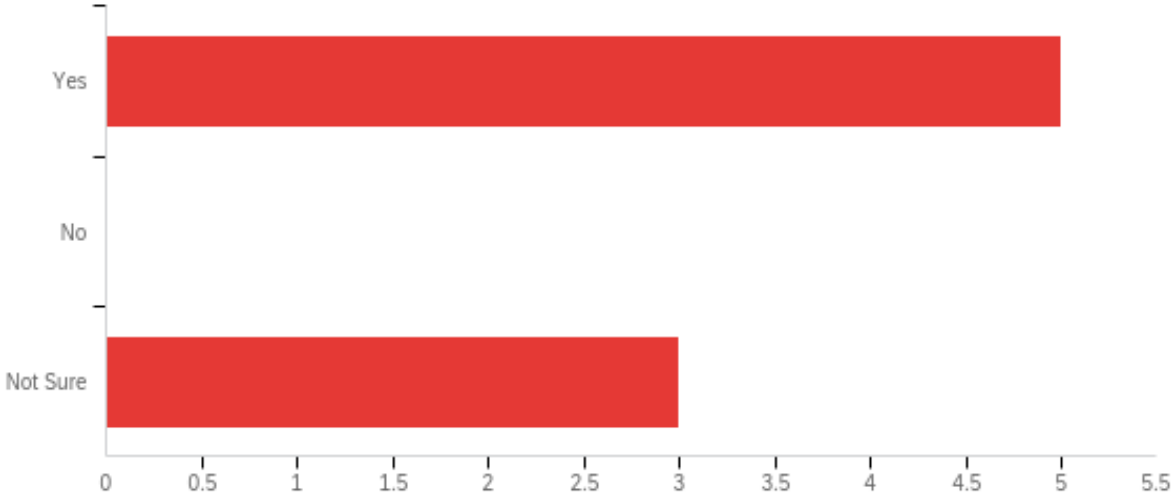
meeting agendas and minutes are not being made available to the broader community; some committees have not made any substantive recommendations. Operational work done by the campus does not seem to be driven from the recommendations of the pg committees; wasn't that the point of the new structure?

need better lines of communication with constituency groups

There are simply a lot of gray areas and lack of communication between committees and constituency groups.

Its difficult to get members to think outside of their own interests to consider what is good for the collective

Q14 - Would offering professional development directed at your role (ex. co-chair, constituency representative, member of a specific committee, etc.) in the governance process be beneficial?



#	Field	Minimum	Maximum	Mean	Std Deviation	Variance	Count
1	Would offering professional development directed at your role (ex. co-chair, constituency representative, member of a specific committee, etc.) in the governance process be beneficial?	1.00	3.00	1.75	0.97	0.94	8

#	Answer	%	Count
1	Yes	62.50%	5
2	No	0.00%	0
3	Not Sure	37.50%	3
	Total	100%	8