

Default Report

Grossmont Participatory Governance Survey for Budget Committee Members_Fall 2020
November 12th 2020, 1:48 pm PST

Q1 - Please identify your position at Grossmont College:

#	Answer	%	Count
1	Student	0.00%	0
2	Full-time faculty	25.00%	1
3	Part-time faculty	0.00%	0
4	Classified staff	25.00%	1
5	Administrator	50.00%	2
	Total	100%	4

Q86 - How long have you served on this committee?

How long have you served on this committee?

2 years

2 years

1.5 years

3 months

Q2 - How do you prepare for committee meetings?

How do you prepare for committee meetings?

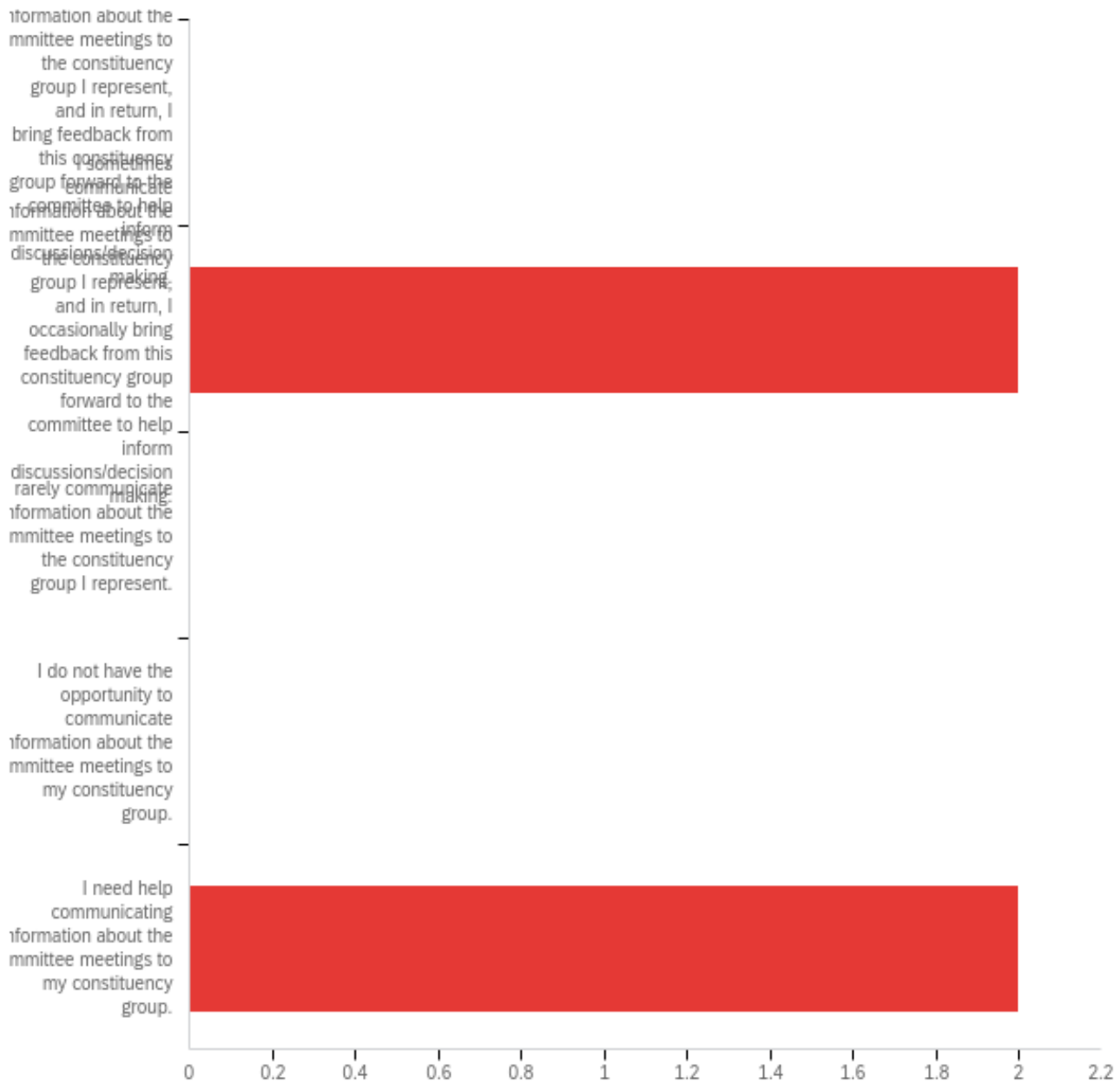
Review webinars and guidance from CCCO, run data/reports, look up conference materials online

Reading the minutes

Read the minutes and agenda, contribute if there is a discussion sent out beforehand

I review the minutes from previous weeks, I attend the governing board meeting to hear new information, and asses the topics for the upcoming meeting.

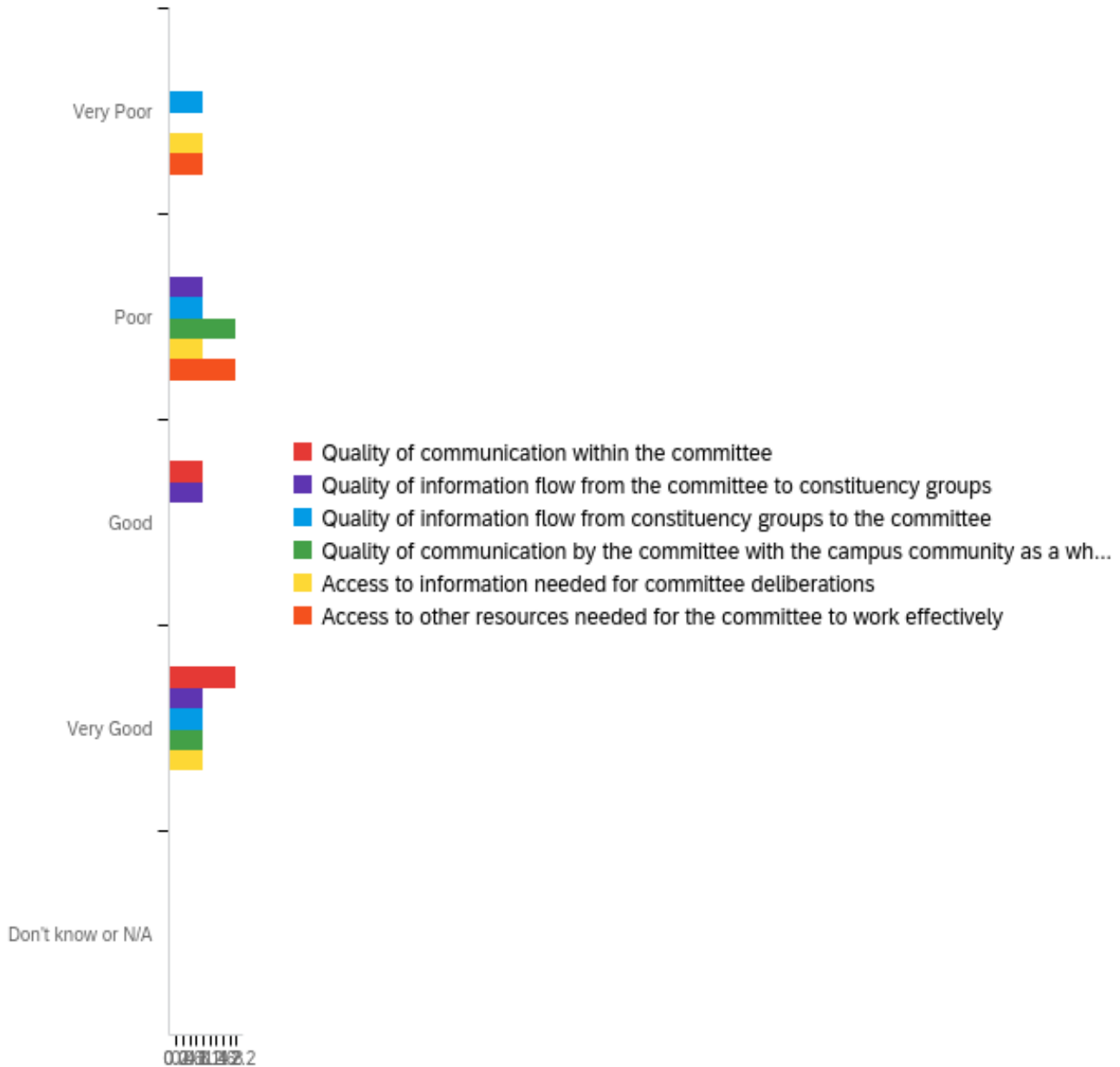
Q3 - Which sentence best reflects your level of participation while serving on this participatory governance committee:



#	Field	Minimum	Maximum	Mean	Std Deviation	Variance	Count
1	Which sentence best reflects your level of participation while serving on this participatory governance committee:	2.00	5.00	3.50	1.50	2.25	4

#	Answer	%	Count
1	I promptly and regularly communicate information about the committee meetings to the constituency group I represent, and in return, I bring feedback from this constituency group forward to the committee to help inform discussions/decision making.	0.00%	0
2	I sometimes communicate information about the committee meetings to the constituency group I represent, and in return, I occasionally bring feedback from this constituency group forward to the committee to help inform discussions/decision making.	50.00%	2
3	I rarely communicate information about the committee meetings to the constituency group I represent.	0.00%	0
4	I do not have the opportunity to communicate information about the committee meetings to my constituency group.	0.00%	0
5	I need help communicating information about the committee meetings to my constituency group.	50.00%	2
	Total	100%	4

Q4 - Please rate the quality of communication within this participatory governance committee:

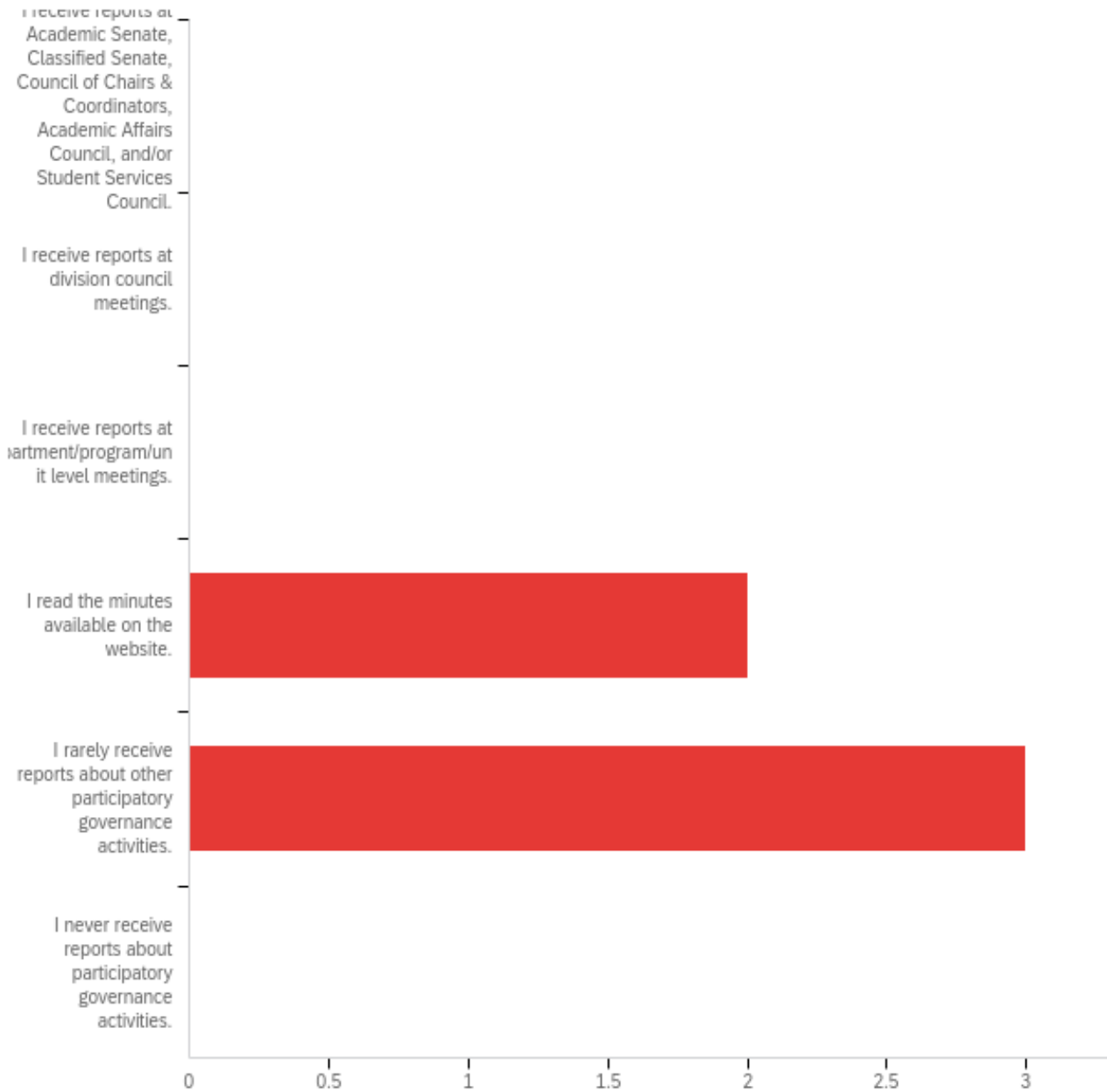


#	Field	Minimum	Maximum	Mean	Std Deviation	Variance	Count
1	Quality of communication within the committee	3.00	4.00	3.67	0.47	0.22	3
2	Quality of information flow from the committee to constituency groups	2.00	4.00	3.00	0.82	0.67	3
3	Quality of information flow from constituency groups to the committee	1.00	4.00	2.33	1.25	1.56	3
4	Quality of communication by the committee with the campus community as a whole	2.00	4.00	2.67	0.94	0.89	3

5	Access to information needed for committee deliberations	1.00	4.00	2.33	1.25	1.56	3
6	Access to other resources needed for the committee to work effectively	1.00	2.00	1.67	0.47	0.22	3

#	Question	Very Poor	Poor	Good	Very Good	Don't know or N/A	Total					
1	Quality of communication within the committee	0.00%	0	0.00%	0	33.33%	1	66.67%	2	0.00%	0	3
2	Quality of information flow from the committee to constituency groups	0.00%	0	33.33%	1	33.33%	1	33.33%	1	0.00%	0	3
3	Quality of information flow from constituency groups to the committee	33.33%	1	33.33%	1	0.00%	0	33.33%	1	0.00%	0	3
4	Quality of communication by the committee with the campus community as a whole	0.00%	0	66.67%	2	0.00%	0	33.33%	1	0.00%	0	3
5	Access to information needed for committee deliberations	33.33%	1	33.33%	1	0.00%	0	33.33%	1	0.00%	0	3
6	Access to other resources needed for the committee to work effectively	33.33%	1	66.67%	2	0.00%	0	0.00%	0	0.00%	0	3

Q5 - Please select the statement that best represents how you receive information about the activities of other participatory governance committees (check all that apply):



#	Answer	%	Count
1	I receive reports at Academic Senate, Classified Senate, Council of Chairs & Coordinators, Academic Affairs Council, and/or Student Services Council.	0.00%	0
2	I receive reports at division council meetings.	0.00%	0
3	I receive reports at department/program/unit level meetings.	0.00%	0
4	I read the minutes available on the website.	40.00%	2

5	I rarely receive reports about other participatory governance activities.	60.00%	3
6	I never receive reports about participatory governance activities.	0.00%	0
	Total	100%	5

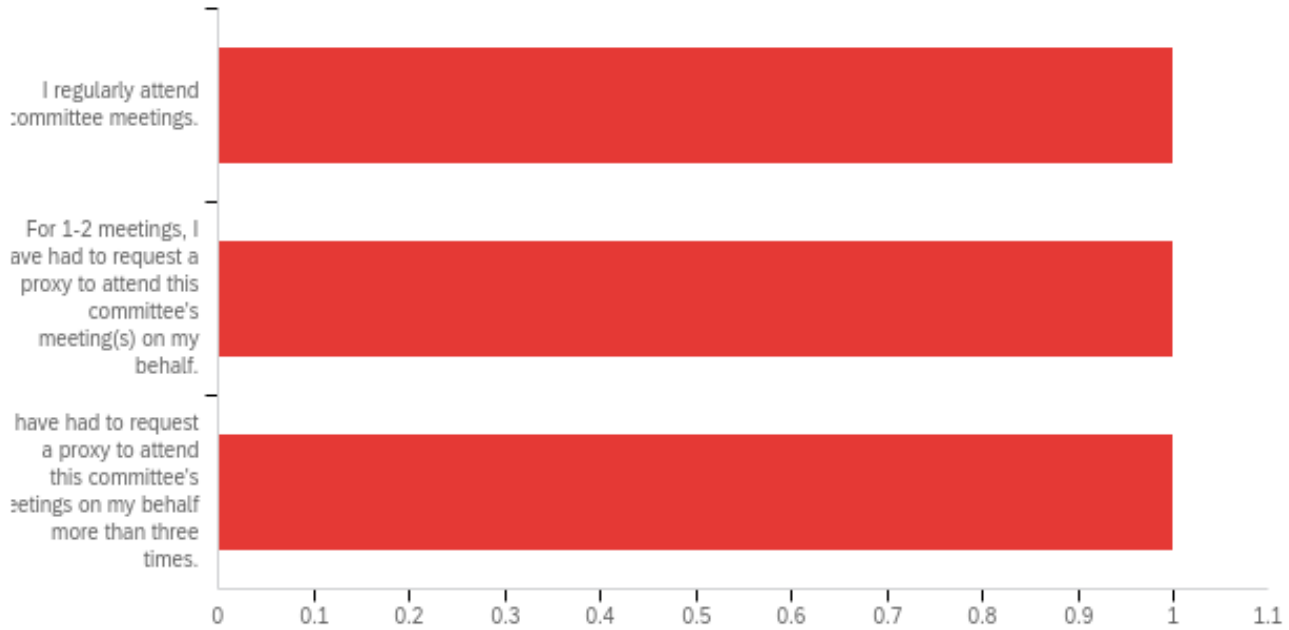
Q6 - Please rate how often this committee's processes, interactions, and outcomes reflected each of the following characteristics:

#	Question	Never		Rarely		Sometimes		Almost Always		Don't Know or N/A		Total
1	COLLABORATIVE: Inclusive, open to input, respectful of diverse opinions, facilitated meaningful dialogue	0.00%	0	0.00%	0	0.00%	0	100.00%	3	0.00%	0	3
2	TRANSPARENT: Easy to access information and committee documentation; clearly defined roles, responsibilities, and processes; effective and meaningful communication with the Grossmont College community	0.00%	0	33.33%	1	66.67%	2	0.00%	0	0.00%	0	3
3	EVIDENCE-BASED: Incorporated relevant, accurate, complete, timely qualitative and/or quantitative data and information; decisions or recommendations not based solely on assertion, speculation, or personal anecdote	0.00%	0	33.33%	1	33.33%	1	33.33%	1	0.00%	0	3
4	EFFECTIVE: Made progress toward the committee's goals/intended results	0.00%	0	33.33%	1	66.67%	2	0.00%	0	0.00%	0	3
5	EFFICIENT: Made efficient use of members' time, expertise, skills, and effort; served the committee's specified purposes in the best possible manner	0.00%	0	33.33%	1	66.67%	2	0.00%	0	0.00%	0	3

Q6 - Thinking about your service on this council during the 2018-19 academic year, please indicate the extent to which you agree or disagree with the following statements:

#	Question	Strongly Disagree		Disagree		Agree		Strongly Agree		Don't Know or N/A		Total
1	I felt comfortable contributing ideas	0.00%	0	0.00%	0	0.00%	0	100.00%	3	0.00%	0	3
2	My ideas were treated with respect, whether or not others agreed with them	0.00%	0	0.00%	0	0.00%	0	100.00%	3	0.00%	0	3
3	I had sufficient opportunities to provide input into council recommendations	0.00%	0	0.00%	0	0.00%	0	66.67%	2	33.33%	1	3

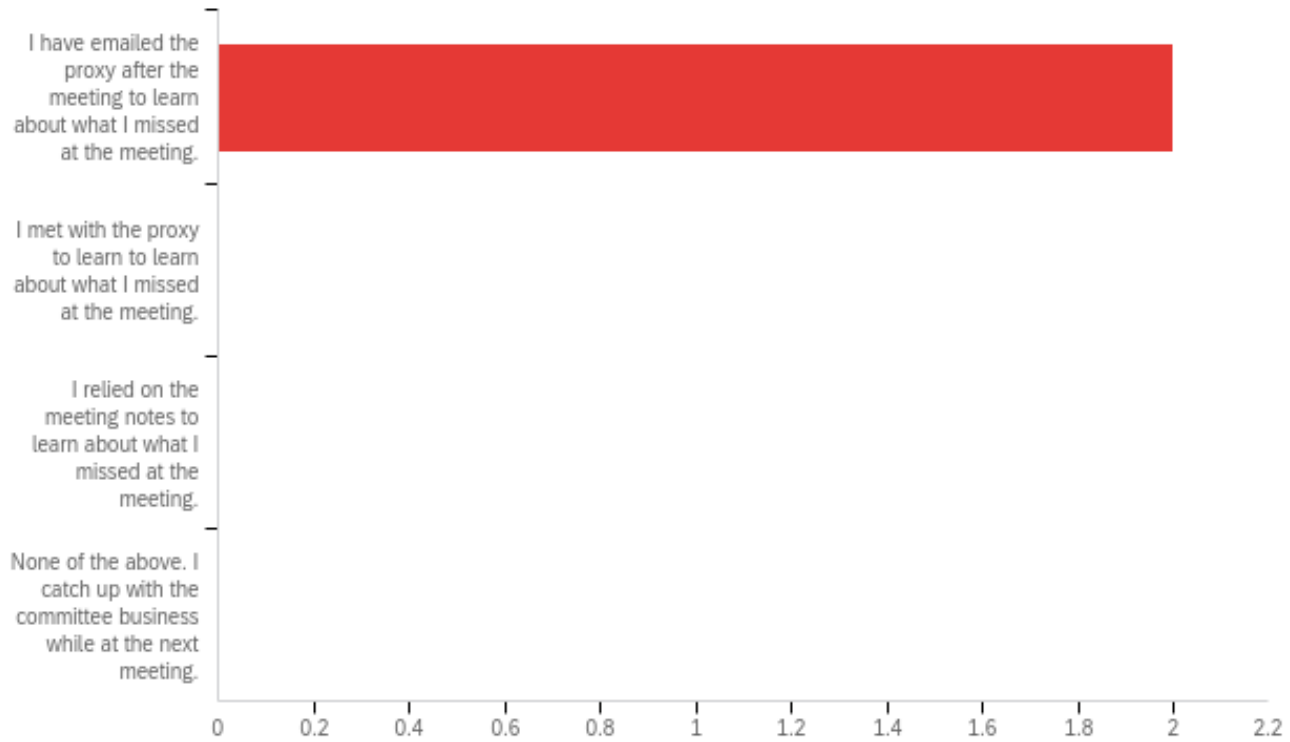
Q8 - How would you categorize your level of attendance:



#	Field	Minimum	Maximum	Mean	Std Deviation	Variance	Count
1	How would you categorize your level of attendance:	1.00	3.00	2.00	0.82	0.67	3

#	Answer	%	Count
1	I regularly attend committee meetings.	33.33%	1
2	For 1-2 meetings, I have had to request a proxy to attend this committee's meeting(s) on my behalf.	33.33%	1
3	I have had to request a proxy to attend this committee's meetings on my behalf more than three times.	33.33%	1
	Total	100%	3

Q9 - If you have used a proxy to attend this committee's meetings on your behalf, how have you received information about the missed meeting?



#	Field	Minimum	Maximum	Mean	Std Deviation	Variance	Count
1	If you have used a proxy to attend this committee's meetings on your behalf, how have you received information about the missed meeting?	1.00	1.00	1.00	0.00	0.00	2

#	Answer	%	Count
1	I have emailed the proxy after the meeting to learn about what I missed at the meeting.	100.00%	2
2	I met with the proxy to learn to learn about what I missed at the meeting.	0.00%	0
3	I relied on the meeting notes to learn about what I missed at the meeting.	0.00%	0
4	None of the above. I catch up with the committee business while at the next meeting.	0.00%	0
	Total	100%	2

Q8 - Please rate your agreement with the following statements regarding this council during the 2018-19 academic year:

#	Question	Strongly Disagree		Disagree		Agree		Strongly Agree		Don't Know or N/A		Total
1	Committee members clearly understood the mandate and charge of the committee	0.00%	0	100.00%	3	0.00%	0	0.00%	0	0.00%	0	3
2	Meetings were held at the regularly scheduled time	0.00%	0	0.00%	0	33.33%	1	66.67%	2	0.00%	0	3
3	Meeting agendas were available to members at the start of each committee meeting	0.00%	0	0.00%	0	33.33%	1	66.67%	2	0.00%	0	3
4	Draft minutes of prior meetings were available to members at the start of each committee meeting for approval	0.00%	0	0.00%	0	33.33%	1	66.67%	2	0.00%	0	3
5	The committee started on time (within 5 minutes of expected start time)	0.00%	0	0.00%	0	33.33%	1	66.67%	2	0.00%	0	3
6	The committee ended on time (within 5 minutes of expected end time)	0.00%	0	0.00%	0	33.33%	1	66.67%	2	0.00%	0	3
7	The length of the meetings was adequate to perform the work of the committee	0.00%	0	33.33%	1	0.00%	0	66.67%	2	0.00%	0	3
8	The chair(s) operated the committee effectively	0.00%	0	33.33%	1	0.00%	0	66.67%	2	0.00%	0	3

Q9 - Based on your experience on the council this academic year, please describe how the council's work could be improved.

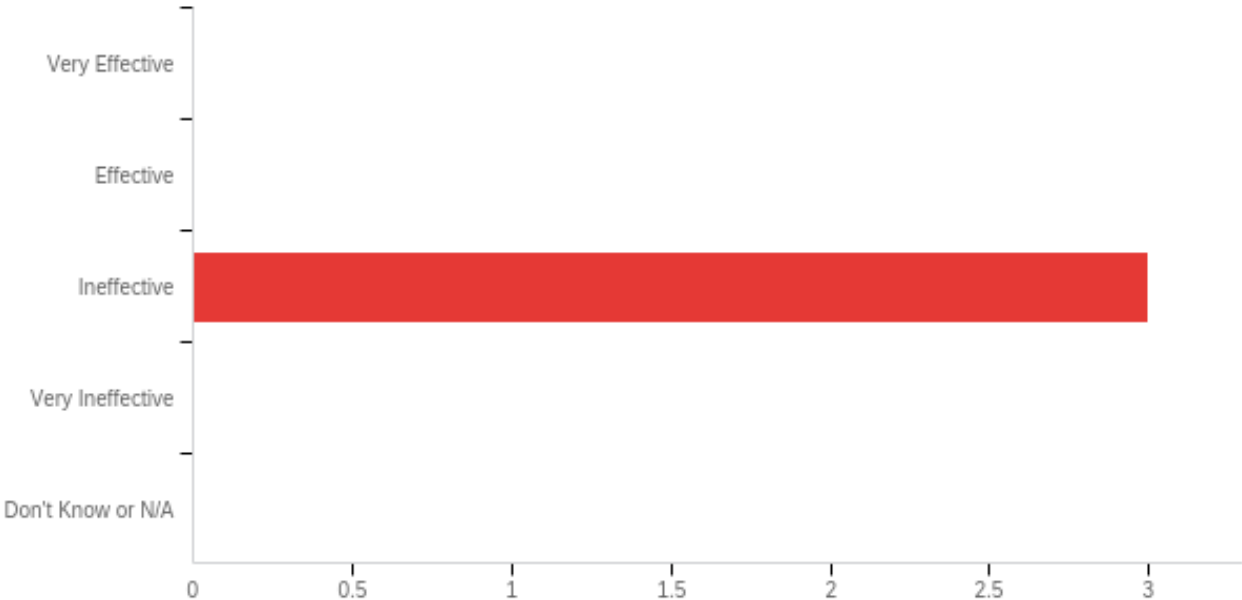
Based on your experience on the committee, please describe how the committee's work could be improved.

-have the district come present on how it is spending the money the college earns :-)
-review P1,P2,P3, recalc reports
-review the data that funds the SCFF and really understand how we are making our money
-make recommendations based on that review of data
-we have a bad habit of making a person in charge of a budget rather than a process or committee. (SEA funds, SCFF, AB19, Guided Pathways, etc) -

We need to develop clearer goals for the committee. Right now the goal seems to be for committee members to learn about the budget. This has been useful for me, but it's difficult to share the information with constituents. We are talking about a quarterly report that can be disseminated. We need more opportunities to contribute advice or feedback, as well. Right now the information flow is all going one way--from the staff and administrators who are budget experts to the students and faculty who are there to learn.

Understanding how the governing structures work. It feels like information is just being provided, rather than us engaging in the process. How is the committee making an impact?

Q12 - Please rate your opinion on the overall effectiveness of our participatory governance structure.



#	Field	Minimum	Maximum	Mean	Std Deviation	Variance	Count
1	Please rate your opinion on the overall effectiveness of our participatory governance structure.	3.00	3.00	3.00	0.00	0.00	3

#	Answer	%	Count
1	Very Effective	0.00%	0
2	Effective	0.00%	0
3	Ineffective	100.00%	3
4	Very Ineffective	0.00%	0
5	Don't Know or N/A	0.00%	0
	Total	100%	3

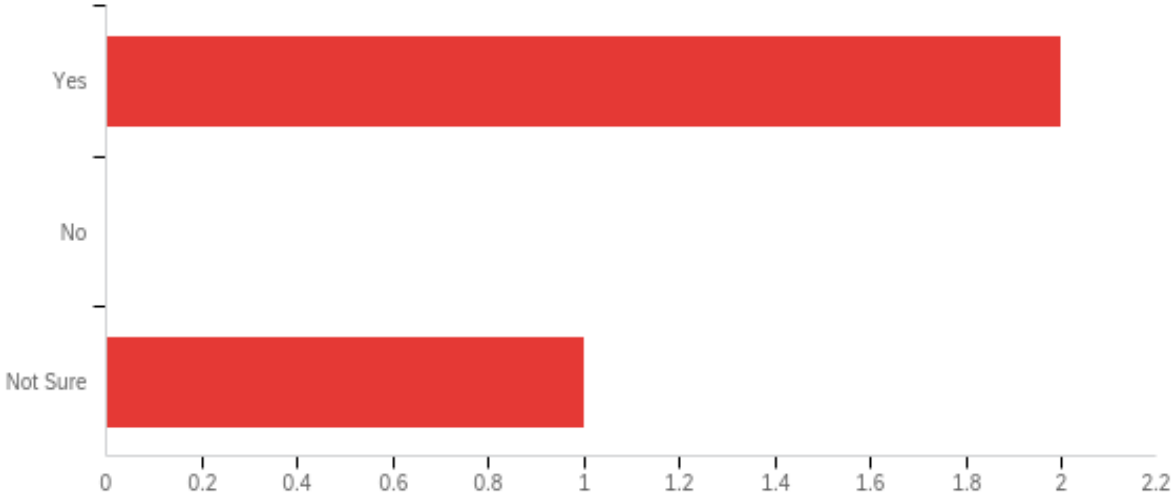
Q13 - Please briefly explain why you chose the response you did in the previous question.

Please briefly explain why you chose the response you did in the previous question.

we are playing college we are not doing college. These committees need to make decisions and/or delegate those decisions.

I really like being on this committee and hearing what is happening with the budget. However, I'm having a hard time figuring out what needs to be shared (the state of the budget is discussed at Chancellor's and president's forums, and my knowledge and understanding is less complete)The role of faculty voice on the committee has not been clearly defined.

Q14 - Would offering professional development directed at your role (ex. co-chair, constituency representative, member of a specific committee, etc.) in the governance process be beneficial?



#	Field	Minimum	Maximum	Mean	Std Deviation	Variance	Count
1	Would offering professional development directed at your role (ex. co-chair, constituency representative, member of a specific committee, etc.) in the governance process be beneficial?	1.00	3.00	1.67	0.94	0.89	3

#	Answer	%	Count
1	Yes	66.67%	2
2	No	0.00%	0
3	Not Sure	33.33%	1
	Total	100%	3