

Facilities Project Request 2024-2025 Prioritization from the Facilities Committee

Facilities Project Request 2024-2025 Prioritization from the Facilities Committee 5/22/25

<u>RANK</u>	<u>TITLE/DESCRIPTION</u>	<u>Estimated Cost</u>	<u>Reason for Rating</u>
1	FPR 25-08 Student Health/Mental Services - Add 2 Offices	\$550,000	Mental health is essential, and support should be accessible. The loss of remote work for counselors has led to real-time cancellation and reduction of services for students and staff, due to lack of space, resources, and reduction in the workforce.
2	FPR 22-02 Sculpture/Jewelry - New Stools	\$16,000	Current stools do not allow students to be at the proper working height during three-hour long classes, causing discomfort.
3	FPR 25-04 Sculpture/Jewelry - Replace Air Compressor	\$8,000	Without compressed air, Sculpture, Jewelry and Foundry programs are not able to execute certain integral processes and learning activities.
4	FPR 25-06 Sculpture/Jewelry - Replace Two Welders	\$11,000	Having access to functional MIG welders will allow students to learn skills that are integral to Sculpture and Foundry process, and also help them to be more competitive for transfer, job, and artist communities.
5	FPR 25-24 Library/LRC - Remove Center Desk & Gates	\$2,000	Library access impacts everyone. A strong, well-functioning library is essential to our mission.
6	FPR 25-09 OTA Program - Replace Flooring	\$150,000	This could be addressed by the new Nursing Grant.
7	FPR 25-25 Library/Tech Mall - Architectural Signage	\$350,000	Correcting wayfinding is essential for staff and students to find classes and services.
8	FPR 25-03 Sculpture/Jewelry - Install Shade Sails	\$300,000	Need is appropriate, but cost is prohibitive. Alternative is to spend \$10,000 on a shade pop-ups.
9	FPR 25-25 Library - Art Display Hardware	\$2,000	The library impacts everyone. A more welcoming space benefits the entire campus community.
10	FPR 25-16 Chemistry - Install Whiteboard	\$2,000	Hallway whiteboards support both tutoring and informal instruction but is not a classroom or a lab space.
11	FPR 25-01 Communication - Improve 3 Classrooms	\$225,000	This need will be filled by the upcoming 200's renovation project.

2024-2025 FPR Budget \$200,000

The actual cost of each FPR will be submitted once approved to move forward on an item, due to escalation.

Facilitron Maintenance Work Order System

Maintenance work order requests now go through an online software system called Facilitron. This is to take the place of emailing FMO for typical work orders (WO).

Deans/Directors and their assistants are the only ones authorized to enter in a WO.

Facilitron sends updates to the requester of progress.

Please




HELP KEEP OUR SPACES CLEAN

Clean up all traces of food
and messes.

Store food securely and avoid
leaving it out.



G R O S S M O N T
C O L L E G E



Please

HELP KEEP OUR SPACES CLEAN

It is summertime, and we all know what that means, **ANTS** and pests. Please see below for some helpful tips and information.

ANT and Cockroach SEASON

•**IPM** = Integrated Pest Management. CA State **DPR** (Department of Pesticide Regulations) under the **EPA** wants us to use pesticides as a last resort, especially when we have a Child Development Center involving the Healthy School Act on our campus. Here are some steps we can take:

- Keep food in sealed containers. Sweet smells attract ants, even if it's not food.
- Take food trash to an outside trash can.
- Keep breakroom refrigerators, tables, counters, sinks, and garbage disposals clean throughout the day.
- Be sure to have your trash set out before the weekend. Building 10 trash needs to be set out by Thursday.
- Let FMO know if trash is not taken out or floors need to be cleaned by contacting your Dean, Director, or their Admin. Assistant to enter a request in Facilitron Work Order system.
- Here is a link to the EPA website that can be of help called "Do you really need to use a pesticide?".
<https://www.epa.gov/safepestcontrol/do-you-really-need-use-pesticide>



G R O S S M O N T
C O L L E G E

Pesticides and Consumers

[Why We Use Pesticides](#)

[Pesticides Must be Registered With EPA](#)

[Pesticide Alerts](#)

[Food and Pesticides](#)

[Water and Pesticides](#)


[Reduce Your Child's Chances of Pesticide Poisoning](#)

[Resources for Schools and Child Care](#)

[Contact Us about Pesticides and Consumers](#)

Do you really need to use a pesticide?

Like humans, pests need three critical elements to survive: food, water, and shelter. Before using pesticides, try these three simple steps to control or kill pests:

Starve Them Out!	Dry Them Out!	Keep Them Out!
		

STARVE THEM OUT!

Pests will eat just about anything, but they might leave you alone if they don't have easy access to food:

- Seal up boxes and bags of food. Roaches love cardboard boxes and can climb into these items with ease.
- Store open food in plastic bags or containers, such as cereal, flour, or sugar. Do you really want to share your sweets with ants?
- Immediately clean up spills and leftover crumbs. Pests love free food left out in the open.
- Don't walk around the house while eating. Meals and snacks should be eaten at a table.
- Clean dirty dishes right away. Pests want whatever is left of your meals.
- Keep a tight lid on trash, and empty it often. It may be trash to you, but pests see it as dinner. Place trash cans far away from a back door entrance.
- Don't leave pet food out overnight. Food can stir up pests' appetites.

DRY THEM OUT!

Although roaches can live up to one month without food, without water roaches can die in a week's time:

- Always drain dish water from a sink. Because roaches can swim, a sink full of water might become the site of a roach pool party.
- Wipe water and other spilled liquids off the counter as soon as you first see it. Puddles are roach magnets.
- Fix or report leaky faucets, radiators, dishwashers, and washing machines to a building manager.
- Empty excess water in flower pots and plant stands. A drop of water can be all a roach needs to feel satisfied.

KEEP THEM OUT!

By keeping ants, roaches and rodents out of your home, you can prevent them from ever becoming a problem. Rodents spend most of their lives hiding. They love cracks, and can squeeze just about anywhere. Think smart, and they can't move in on you:

- Seal cracks and openings along baseboards, behind sinks, and around pipes and windows.
- Repair holes in door and window screens to prevent insects and other pests from entering a home.
- Check boxes and bags for roaches before bringing them into a home.
- Clean up clutter, including stacks of newspapers, paper bags, and cardboard boxes. These make good hiding places for pests.
- Set traps to control rats and mice. If you use baits, make sure they are in a tamper-resistant bait station made of durable plastic or metal, and place in an area where children and pets cannot touch them.

Please **KEEP EXTERIOR DOORS CLOSED**

COVID-19: The mechanical engineer assessment has determined for COVID-19 per Cal-OSHA and ASHRAE ventilation standards that 100% fresh air is to go through the HVAC system and not open doors, because COVID-19 is captured through the HVAC MERV 13 filter, which open doors cannot do. Open doors can draw in viruses and allergy pollens.

Pest Control: Closed doors are to keep mice, rats, bugs, bees, and rattlesnakes out.

Energy: Closed doors keep our utility expenses down and have less impact on the environment.

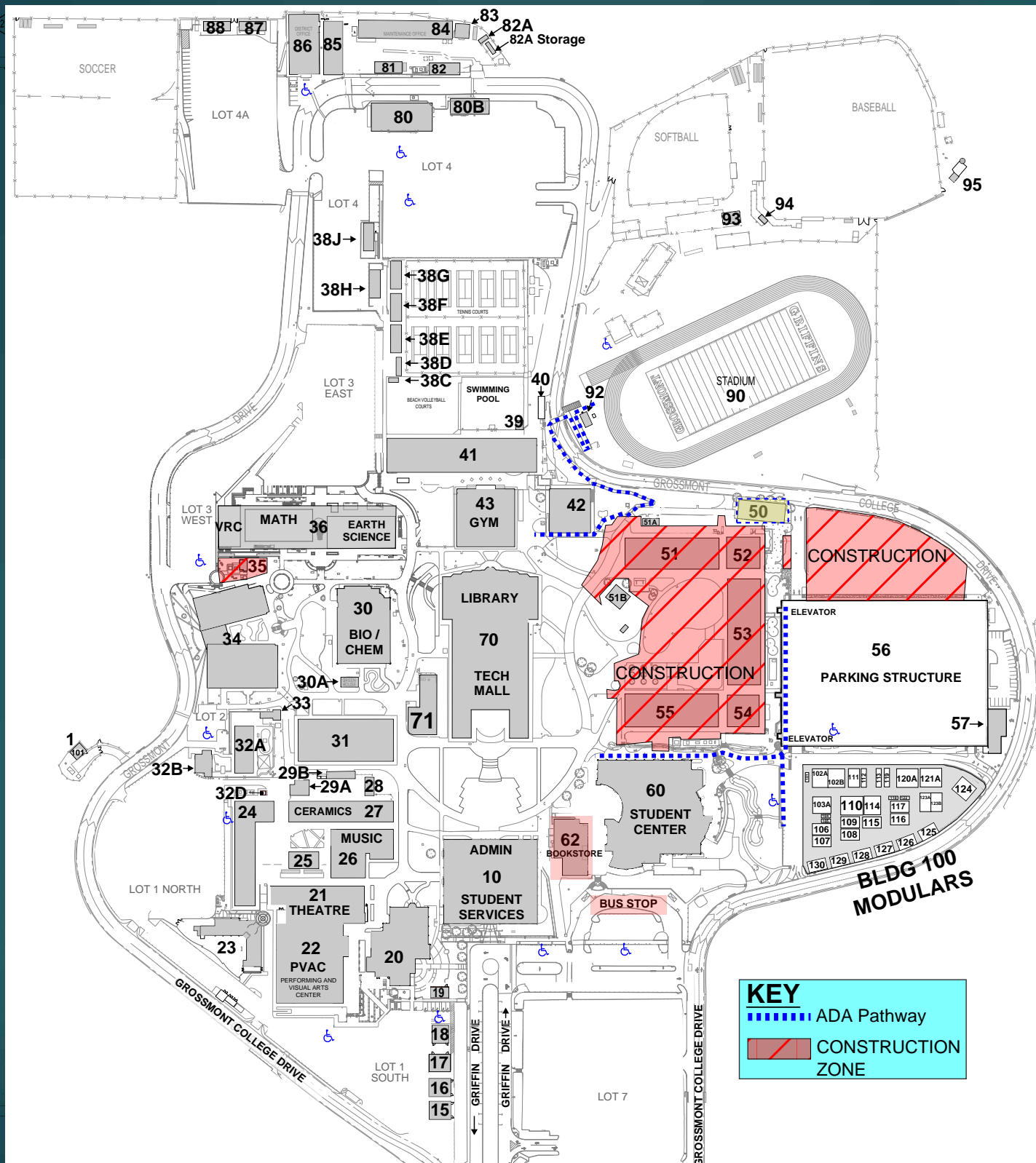
Sustainable HVAC: Open doors strain the HVAC equipment, which causes more frequent shutdowns and expensive repairs.



**G R O S S M O N T
C O L L E G E**

[illegible]

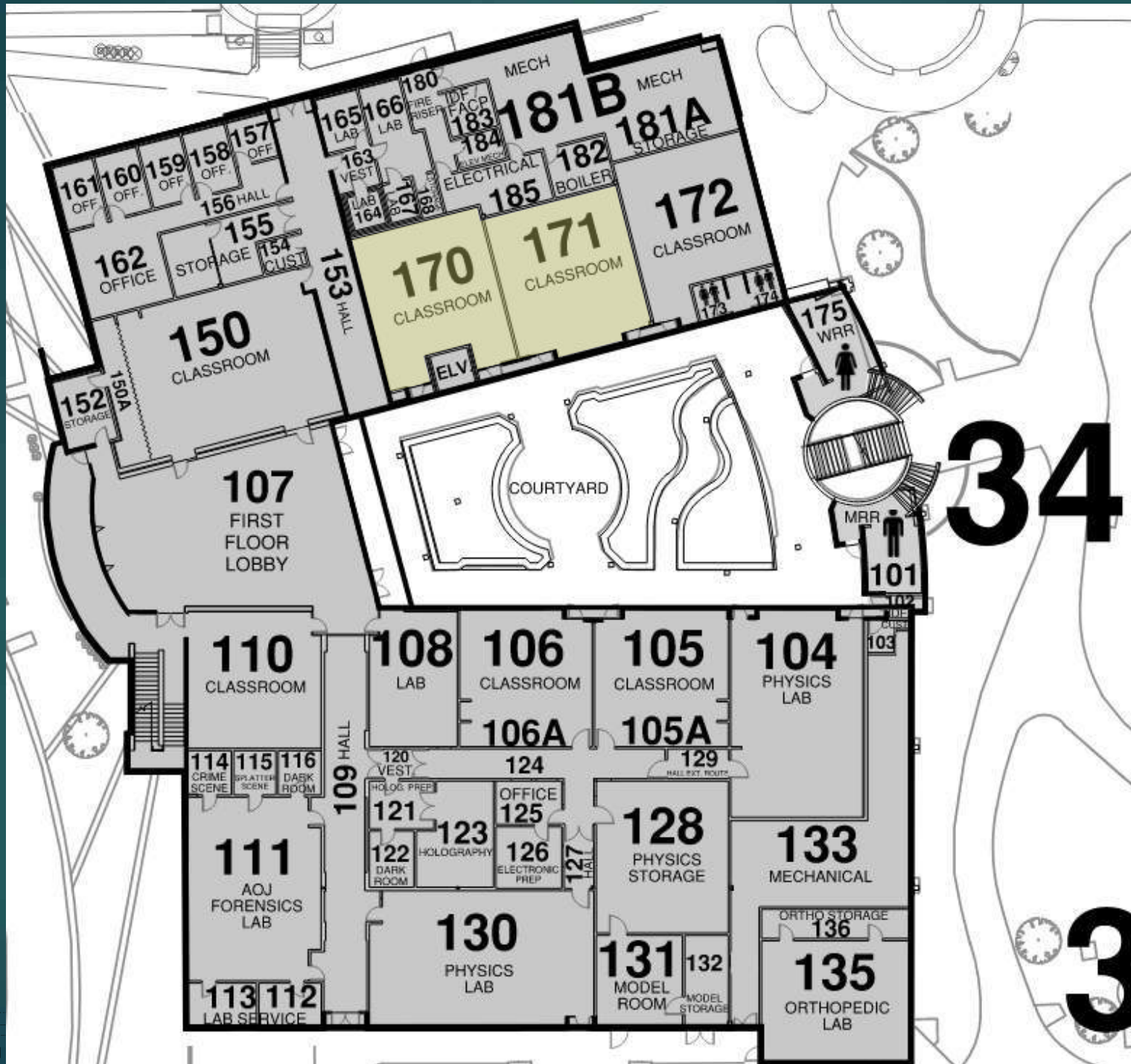
A0.00



3800 Grossmont College Drive
El Cerrito, CA 92020

Job No.	Date	Name	Pay
18432	12/1/79		
18433	12/1/79		
18434	12/1/79		
18435	12/1/79		
18436	12/1/79		
18437	12/1/79		
18438	12/1/79		
18439	12/1/79		
18440	12/1/79		
18441	12/1/79		
18442	12/1/79		
18443	12/1/79		
18444	12/1/79		
18445	12/1/79		
18446	12/1/79		
18447	12/1/79		
18448	12/1/79		
18449	12/1/79		
18450	12/1/79		
18451	12/1/79		
18452	12/1/79		
18453	12/1/79		
18454	12/1/79		
18455	12/1/79		
18456	12/1/79		
18457	12/1/79		
18458	12/1/79		
18459	12/1/79		
18460	12/1/79		
18461	12/1/79		
18462	12/1/79		
18463	12/1/79		
18464	12/1/79		
18465	12/1/79		
18466	12/1/79		
18467	12/1/79		
18468	12/1/79		
18469	12/1/79		
18470	12/1/79		
18471	12/1/79		
18472	12/1/79		
18473	12/1/79		
18474	12/1/79		
18475	12/1/79		
18476	12/1/79		
18477	12/1/79		
18478	12/1/79		
18479	12/1/79		
18480	12/1/79		
18481	12/1/79		
18482	12/1/79		
18483	12/1/79		
18484	12/1/79		
18485	12/1/79		
18486	12/1/79		
18487	12/1/79		
18488	12/1/79		
18489	12/1/79		
18490	12/1/79		
18491	12/1/79		
18492	12/1/79		
18493	12/1/79		
18494	12/1/79		
18495	12/1/79		
18496	12/1/79		
18497	12/1/79		
18498	12/1/79		
18499	12/1/79		
18500	12/1/79		

Nursing Grant/Classroom Project



CONSTRUCTION PLAN

8800 Grossmont College Drive
El Cajon, CA 92020

COVER
SHEET

A0.00