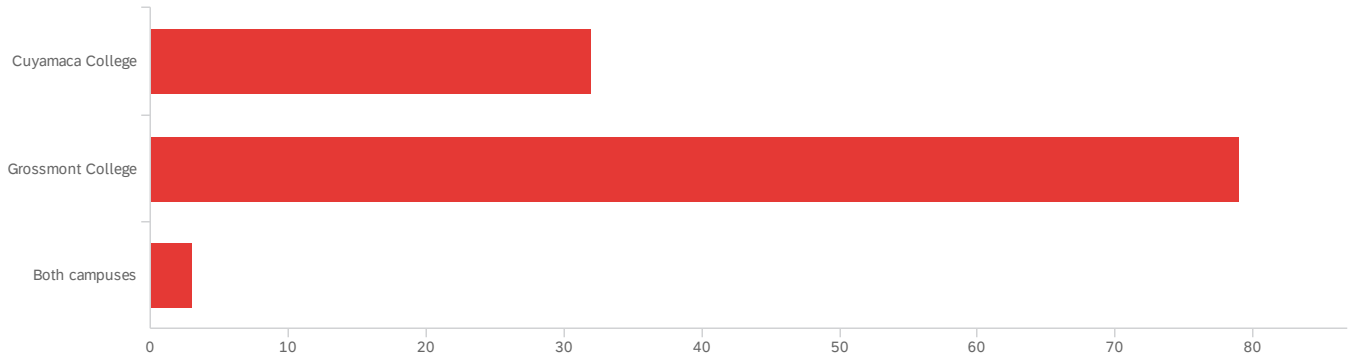


Default Report

LTC Faculty Survey

January 10, 2022 4:43 PM PST

Q1 - Please select the college where you are a faculty member:

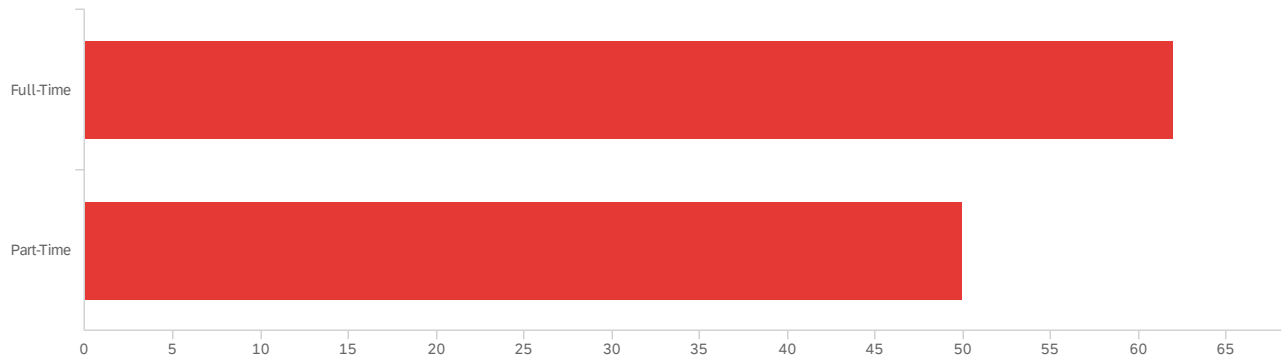


#	Field	Minimum	Maximum	Mean	Std Deviation	Variance	Count
1	Please select the college where you are a faculty member:	1.00	3.00	1.75	0.49	0.24	114

#	Field	Choice Count
1	Cuyamaca College	28.07% 32
2	Grossmont College	69.30% 79
3	Both campuses	2.63% 3
		114

Showing rows 1 - 4 of 4

Q2 - Are you a full-time or part-time faculty member there?



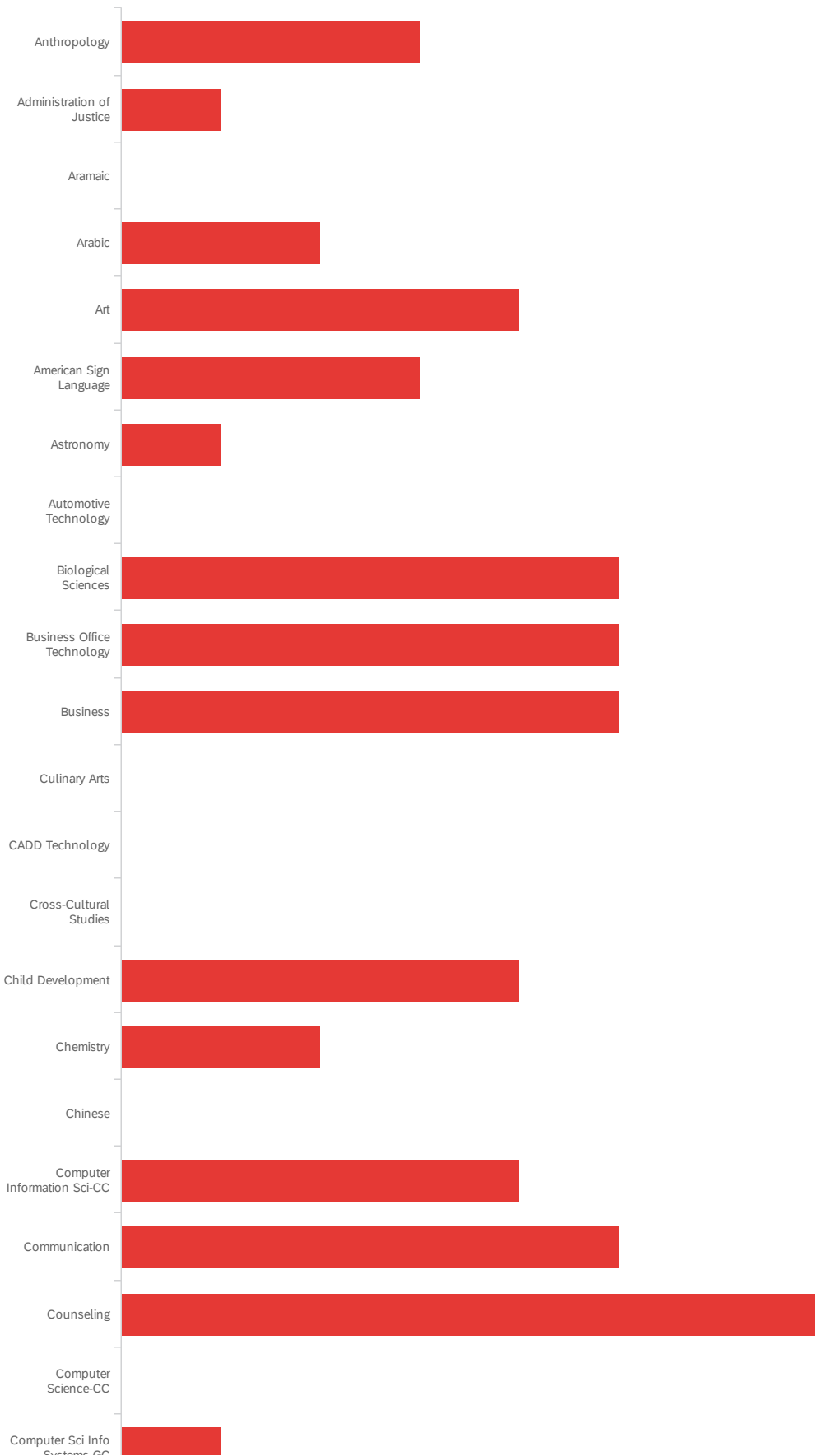
#	Field	Minimum	Maximum	Mean	Std Deviation	Variance	Count
1	Are you a full-time or part-time faculty member there?	1.00	2.00	1.45	0.50	0.25	112

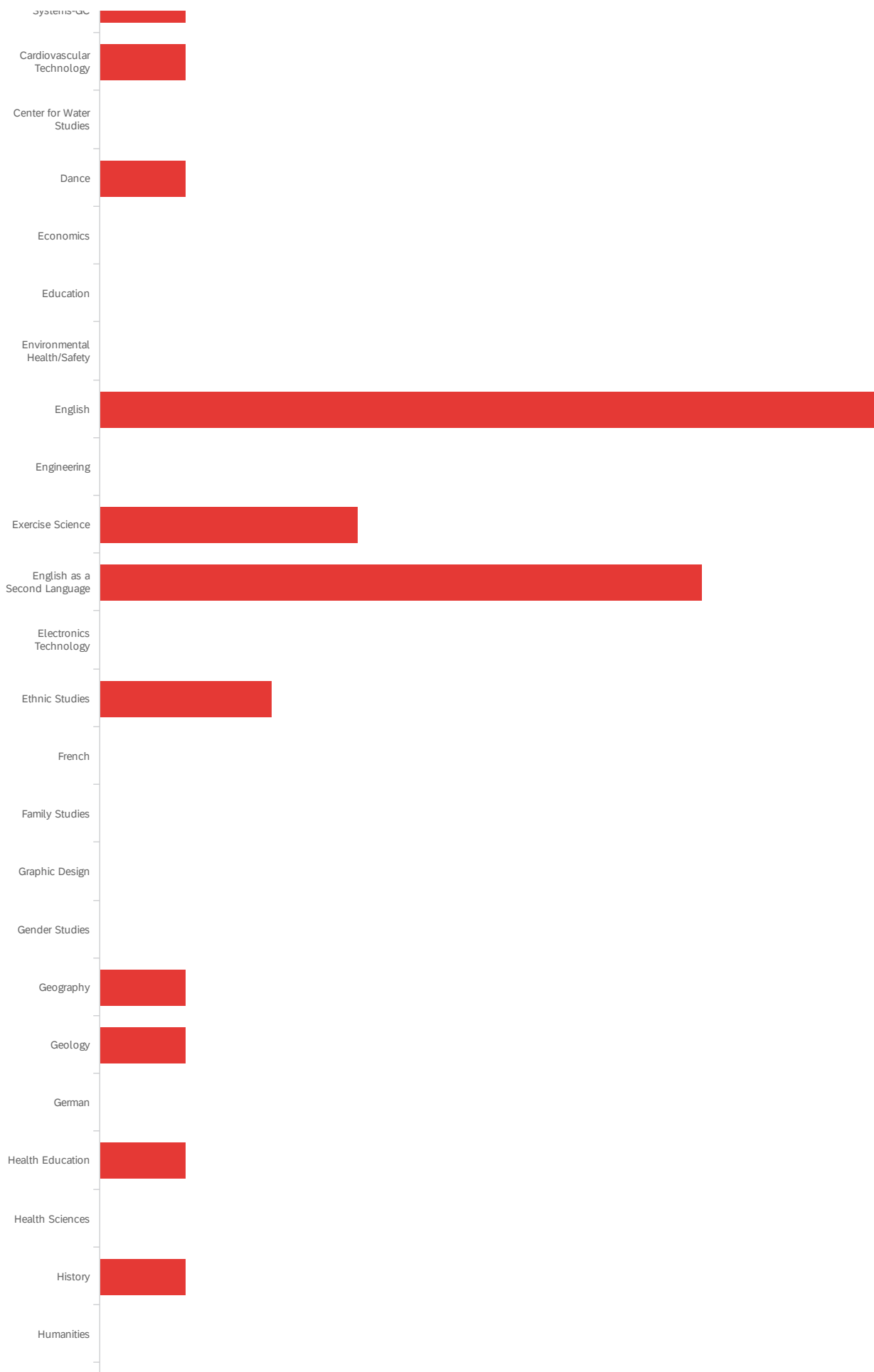
#	Field	Choice Count
1	Full-Time	55.36% 62
2	Part-Time	44.64% 50

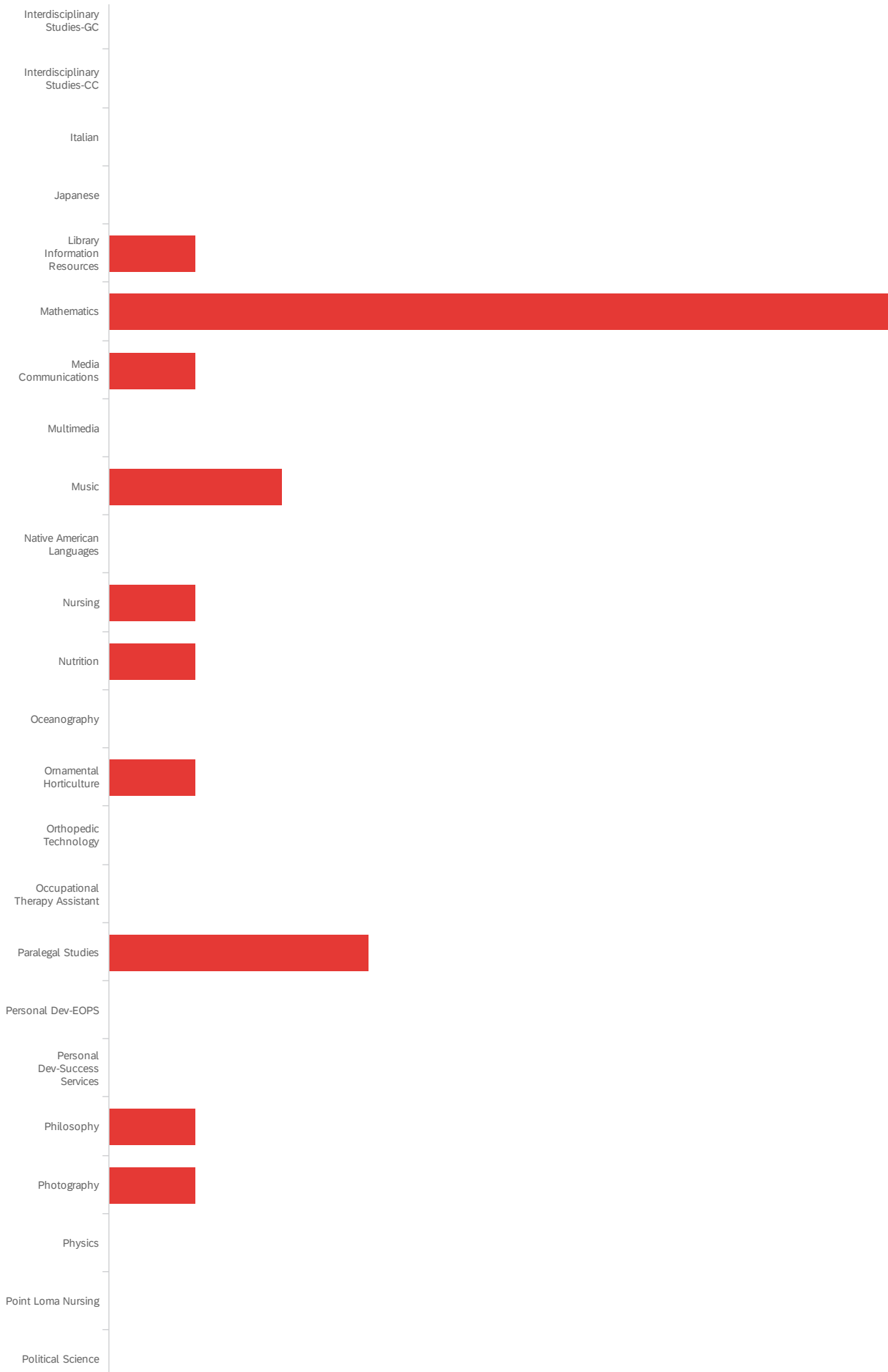
112

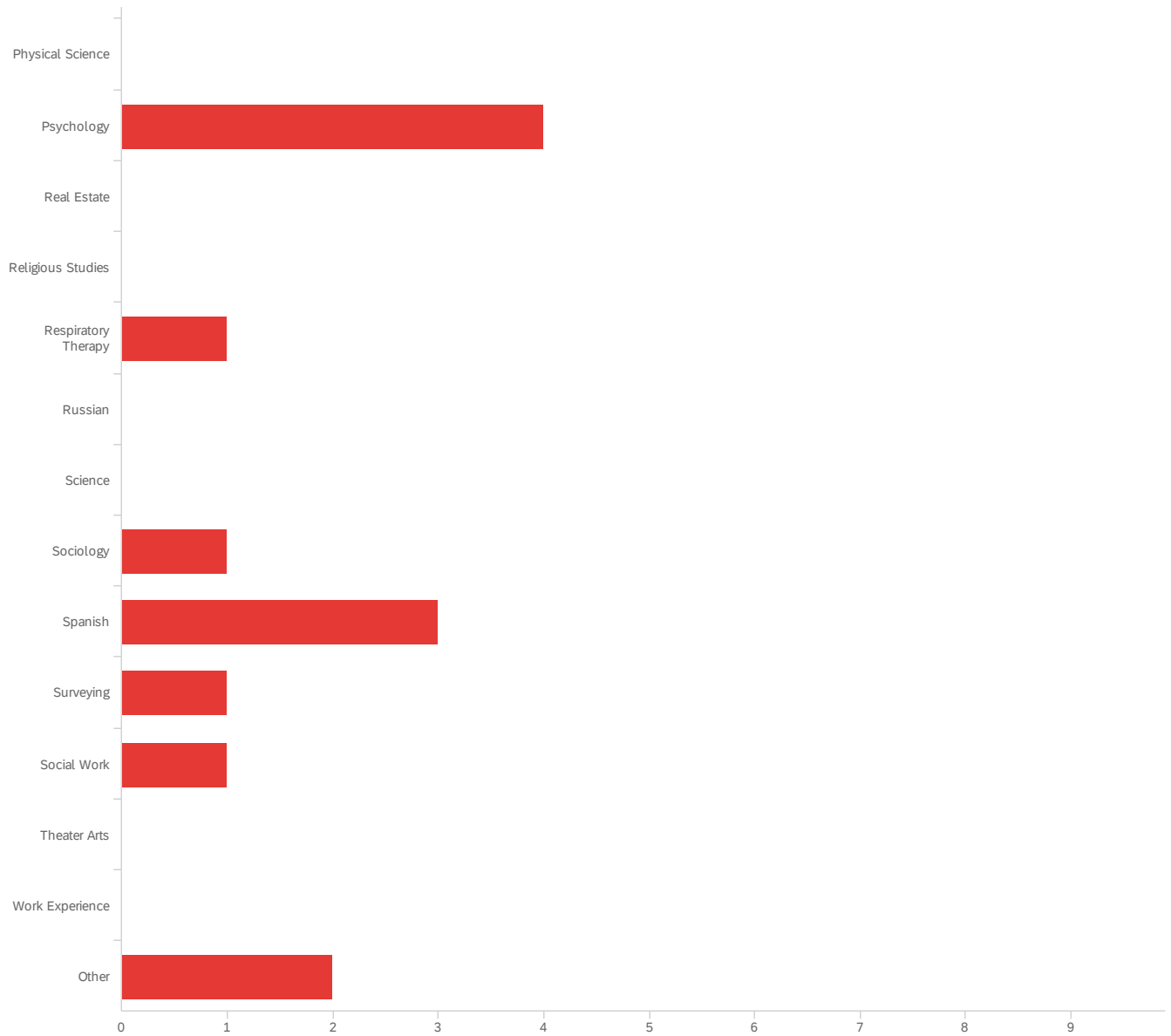
Showing rows 1 - 3 of 3

Q3 - In which department do you teach?









#	Field	Minimum	Maximum	Mean	Std Deviation	Variance	Count
1	In which department do you teach?	1.00	83.00	32.21	23.22	539.12	113

#	Field	Choice Count
1	Anthropology	2.65% 3
2	Administration of Justice	0.88% 1
3	Aramaic	0.00% 0
4	Arabic	1.77% 2

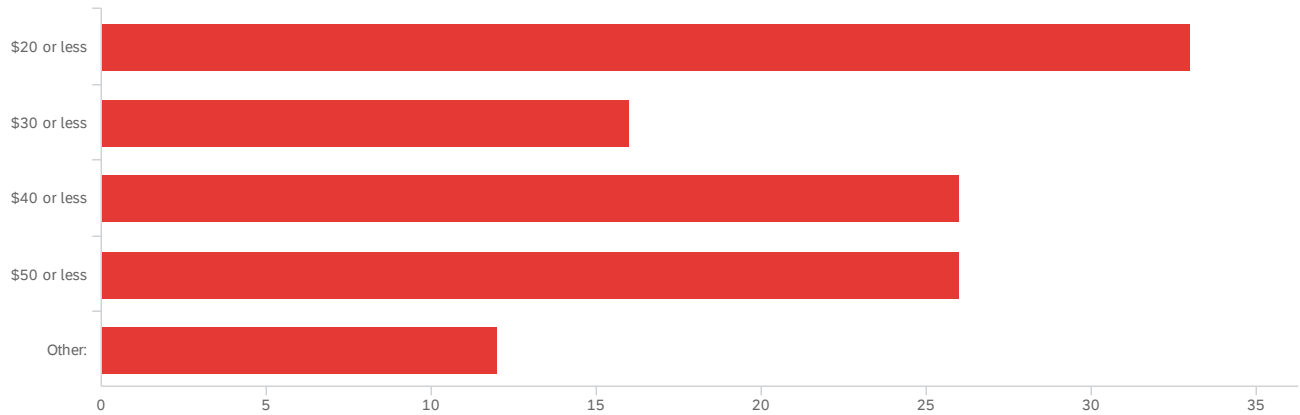
#	Field	Choice Count
5	Art	3.54% 4
6	American Sign Language	2.65% 3
7	Astronomy	0.88% 1
8	Automotive Technology	0.00% 0
9	Biological Sciences	4.42% 5
10	Business Office Technology	4.42% 5
11	Business	4.42% 5
12	Culinary Arts	0.00% 0
13	CADD Technology	0.00% 0
14	Cross-Cultural Studies	0.00% 0
15	Child Development	3.54% 4
16	Chemistry	1.77% 2
17	Chinese	0.00% 0
18	Computer Information Sci-CC	3.54% 4
19	Communication	4.42% 5
20	Counseling	6.19% 7
21	Computer Science-CC	0.00% 0
22	Computer Sci Info Systems-GC	0.88% 1
23	Cardiovascular Technology	0.88% 1
24	Center for Water Studies	0.00% 0
25	Dance	0.88% 1
26	Economics	0.00% 0
27	Education	0.00% 0
28	Environmental Health/Safety	0.00% 0
29	English	7.96% 9
30	Engineering	0.00% 0
31	Exercise Science	2.65% 3
32	English as a Second Language	6.19% 7

#	Field	Choice Count
33	Electronics Technology	0.00% 0
34	Ethnic Studies	1.77% 2
35	French	0.00% 0
36	Family Studies	0.00% 0
37	Graphic Design	0.00% 0
38	Gender Studies	0.00% 0
39	Geography	0.88% 1
40	Geology	0.88% 1
41	German	0.00% 0
42	Health Education	0.88% 1
43	Health Sciences	0.00% 0
44	History	0.88% 1
45	Humanities	0.00% 0
46	Interdisciplinary Studies-GC	0.00% 0
47	Interdisciplinary Studies-CC	0.00% 0
48	Italian	0.00% 0
49	Japanese	0.00% 0
50	Library Information Resources	0.88% 1
51	Mathematics	7.96% 9
52	Media Communications	0.88% 1
53	Multimedia	0.00% 0
54	Music	1.77% 2
55	Native American Languages	0.00% 0
56	Nursing	0.88% 1
57	Nutrition	0.88% 1
58	Oceanography	0.00% 0
59	Ornamental Horticulture	0.88% 1
60	Orthopedic Technology	0.00% 0

#	Field	Choice Count
61	Occupational Therapy Assistant	0.00% 0
62	Paralegal Studies	2.65% 3
63	Personal Dev-EOPS	0.00% 0
64	Personal Dev-Success Services	0.00% 0
65	Philosophy	0.88% 1
66	Photography	0.88% 1
67	Physics	0.00% 0
68	Point Loma Nursing	0.00% 0
69	Political Science	0.00% 0
70	Physical Science	0.00% 0
71	Psychology	3.54% 4
72	Real Estate	0.00% 0
73	Religious Studies	0.00% 0
74	Respiratory Therapy	0.88% 1
75	Russian	0.00% 0
76	Science	0.00% 0
77	Sociology	0.88% 1
78	Spanish	2.65% 3
79	Surveying	0.88% 1
80	Social Work	0.88% 1
81	Theater Arts	0.00% 0
82	Work Experience	0.00% 0
83	Other	1.77% 2
		113

Showing rows 1 - 84 of 84

Q5 - If you were to modify a course you teach to be a Low Textbook Cost course, what would you consider "low cost" for a NEW* textbook or book in your discipline? *We are focusing on new textbook costs because used prices fluctuate and rentals are short-term.



#	Field	Minimum	Maximum	Mean	Std Deviation	Variance	Count
1	If you were to modify a course you teach to be a Low Textbook Cost course, what would you consider "low cost" for a NEW* textbook or book in your discipline? *We are focusing on new textbook costs because used prices fluctuate and rentals are short-term. - Selected Choice	1.00	5.00	2.72	1.37	1.88	113

#	Field	Choice Count
1	\$20 or less	29.20% 33
2	\$30 or less	14.16% 16
3	\$40 or less	23.01% 26
4	\$50 or less	23.01% 26
5	Other:	10.62% 12
		113

Showing rows 1 - 6 of 6

Q5_5_TEXT - Other:

Other:

\$75 or:

All our classes in EARTH SCIENCES (Geography, Geology, Oceanography) are ZTC (Zero Textbook Cost)

Under \$100

less than \$70

Some text books cost over \$150.00 how a low income student can afford that when most of his financial aid goes to rent and food?

NA

We do not use a textbook

\$0

I might say \$100 or less. It depends on the course: \$40 for a general bio book is good, but \$100 for an anatomy book is also low cost

\$65 or less

\$60

End of Report